

MONTHLY REPORT OF DISBURSEMENTS
For the month of January 2026

Department : State Universities and Colleges (SUCs)
Agency/Entity : Western Philippines University
Operating Unit : < not applicable >
Organization Code (UACS) : 08 048 0000000
Fund Cluster : 01 - Regular Agency Fund
(e.g. UACS Fund Cluster: 01-Regular Agency Fund, 02-Foreign Assisted Projects Fund, 03-Special Account-Locally Funded/Domestic Grants Fund, etc.)

Particulars	Current Year Budget					Prior Year's Budget										Trust Liabilities					Grand Total					Remarks			
	PS	MOOE	FinEx	CO	TOTAL	Prior Year's Accounts Payable					Current Year's Accounts Payable					TOTAL	SUB-TOTAL	PS	MOOE	CO	TOTAL	PS	MOOE	FinEx	CO		TOTAL		
	2	3	4	5	6=(2+3+4+5)	7	8	9	10	11=(7+8+9+10)	12	13	14	15	16=	17=(11+15)	18=(6+17)	19	20	21	22=(19+20+21)	23	24	25	26		27=(23+24+25+26)	28	
CASH DISBURSEMENTS	19,097,380.92	2,158,259.87	0.00	0.00	21,255,640.79	1,384,362.82	22,040.00	0.00	3,040.00	1,409,442.82	0.00	0.00	0.00	0.00	0.00	1,409,442.82	22,665,083.61	0.00	0.00	0.00	0.00	20,481,743.74	2,180,299.87	0.00	3,040.00	22,665,083.61			
Notice of Cash Allocation (NCA)	19,097,380.92	2,158,259.87	0.00	0.00	21,255,640.79	1,384,362.82	22,040.00	0.00	3,040.00	1,409,442.82	0.00	0.00	0.00	0.00	0.00	1,409,442.82	22,665,083.61	0.00	0.00	0.00	0.00	20,481,743.74	2,180,299.87	0.00	3,040.00	22,665,083.61			
MDS Checks Issued	1,202,499.06	1,924,788.48	0.00	0.00	3,127,287.54	0.00	0.00	0.00	0.00	0.00	0.00	0.00	0.00	0.00	0.00	0.00	3,127,287.54	0.00	0.00	0.00	0.00	1,202,499.06	1,924,788.48	0.00	0.00	3,127,287.54			
Advice to Debit Account	17,894,881.86	233,471.39	0.00	0.00	18,128,353.25	1,384,362.82	22,040.00	0.00	3,040.00	1,409,442.82	0.00	0.00	0.00	0.00	0.00	1,409,442.82	19,537,796.07	0.00	0.00	0.00	0.00	19,279,244.68	255,511.39	0.00	3,040.00	19,537,796.07			
Notice of Transfer Allocations (NTA)	0.00	0.00	0.00	0.00	0.00	0.00	0.00	0.00	0.00	0.00	0.00	0.00	0.00	0.00	0.00	0.00	0.00	0.00	0.00	0.00	0.00	0.00	0.00	0.00	0.00	0.00	0.00		
MDS Checks Issued	0.00	0.00	0.00	0.00	0.00	0.00	0.00	0.00	0.00	0.00	0.00	0.00	0.00	0.00	0.00	0.00	0.00	0.00	0.00	0.00	0.00	0.00	0.00	0.00	0.00	0.00	0.00	0.00	
Advice to Debit Account	0.00	0.00	0.00	0.00	0.00	0.00	0.00	0.00	0.00	0.00	0.00	0.00	0.00	0.00	0.00	0.00	0.00	0.00	0.00	0.00	0.00	0.00	0.00	0.00	0.00	0.00	0.00	0.00	
Working Fund for FAPs	0.00	0.00	0.00	0.00	0.00	0.00	0.00	0.00	0.00	0.00	0.00	0.00	0.00	0.00	0.00	0.00	0.00	0.00	0.00	0.00	0.00	0.00	0.00	0.00	0.00	0.00	0.00	0.00	
Cash Disbursement Ceiling (CDC)	0.00	0.00	0.00	0.00	0.00	0.00	0.00	0.00	0.00	0.00	0.00	0.00	0.00	0.00	0.00	0.00	0.00	0.00	0.00	0.00	0.00	0.00	0.00	0.00	0.00	0.00	0.00	0.00	
TOTAL CASH DISBURSEMENTS	19,097,380.92	2,158,259.87	0.00	0.00	21,255,640.79	1,384,362.82	22,040.00	0.00	3,040.00	1,409,442.82	0.00	0.00	0.00	0.00	0.00	1,409,442.82	22,665,083.61	0.00	0.00	0.00	0.00	20,481,743.74	2,180,299.87	0.00	3,040.00	22,665,083.61			
NON-CASH DISBURSEMENTS	0.00	0.00	0.00	0.00	0.00	1,485,936.10	72,913.43	0.00	823,597.85	2,382,447.38	0.00	0.00	0.00	0.00	0.00	2,382,447.38	2,382,447.38	0.00	0.00	0.00	0.00	1,485,936.10	72,913.43	0.00	823,597.85	2,382,447.38			
Tax Remittance Advices Issued (TRA)	0.00	0.00	0.00	0.00	0.00	1,485,936.10	72,913.43	0.00	823,597.85	2,382,447.38	0.00	0.00	0.00	0.00	0.00	2,382,447.38	2,382,447.38	0.00	0.00	0.00	0.00	1,485,936.10	72,913.43	0.00	823,597.85	2,382,447.38			
Non-Cash Availment Authority (NCAA)	0.00	0.00	0.00	0.00	0.00	0.00	0.00	0.00	0.00	0.00	0.00	0.00	0.00	0.00	0.00	0.00	0.00	0.00	0.00	0.00	0.00	0.00	0.00	0.00	0.00	0.00	0.00	0.00	
Disbursements effected through outright deductions from claims (please specify...)	0.00	0.00	0.00	0.00	0.00	0.00	0.00	0.00	0.00	0.00	0.00	0.00	0.00	0.00	0.00	0.00	0.00	0.00	0.00	0.00	0.00	0.00	0.00	0.00	0.00	0.00	0.00	0.00	
Overpayment of expenses(e.g. personnel benefits)	0.00	0.00	0.00	0.00	0.00	0.00	0.00	0.00	0.00	0.00	0.00	0.00	0.00	0.00	0.00	0.00	0.00	0.00	0.00	0.00	0.00	0.00	0.00	0.00	0.00	0.00	0.00	0.00	
Restitution for loss of government property	0.00	0.00	0.00	0.00	0.00	0.00	0.00	0.00	0.00	0.00	0.00	0.00	0.00	0.00	0.00	0.00	0.00	0.00	0.00	0.00	0.00	0.00	0.00	0.00	0.00	0.00	0.00	0.00	
Liquidated damages and similar claims	0.00	0.00	0.00	0.00	0.00	0.00	0.00	0.00	0.00	0.00	0.00	0.00	0.00	0.00	0.00	0.00	0.00	0.00	0.00	0.00	0.00	0.00	0.00	0.00	0.00	0.00	0.00	0.00	
Others (TEF, BT, Documentary Stamp Tax, etc.)	0.00	0.00	0.00	0.00	0.00	0.00	0.00	0.00	0.00	0.00	0.00	0.00	0.00	0.00	0.00	0.00	0.00	0.00	0.00	0.00	0.00	0.00	0.00	0.00	0.00	0.00	0.00	0.00	
TOTAL NON-CASH DISBURSEMENTS	0.00	0.00	0.00	0.00	0.00	1,485,936.10	72,913.43	0.00	823,597.85	2,382,447.38	0.00	0.00	0.00	0.00	0.00	2,382,447.38	2,382,447.38	0.00	0.00	0.00	0.00	1,485,936.10	72,913.43	0.00	823,597.85	2,382,447.38			
GRAND TOTAL	19,097,380.92	2,158,259.87	0.00	0.00	21,255,640.79	2,870,298.92	94,953.43	0.00	826,637.85	3,791,890.20	0.00	0.00	0.00	0.00	0.00	3,791,890.20	25,047,530.99	0.00	0.00	0.00	0.00	21,967,679.84	2,253,213.30	0.00	826,637.85	25,047,530.99			

SUMMARY

Particulars	Previous Report	This Month	As at Date
(1)	(2)	(3)	(4)
Total Disbursement Authorities Received	0.00	28,895,447.38	28,895,447.38
NCA	0.00	26,513,000.00	26,513,000.00
NTA	0.00	0.00	0.00
Working Fund	0.00	0.00	0.00
TRA	0.00	2,382,447.38	2,382,447.38
CDC	0.00	0.00	0.00
NCAA	0.00	0.00	0.00
Less: Notice of Transfer of Allocations (NTA) issued	0.00	0.00	0.00
Total Disbursement Authorities Available	0.00	28,895,447.38	28,895,447.38
Less:	0.00	0.00	0.00
Lapsed NCA	0.00	0.00	0.00
Disbursements	0.00	25,047,530.99	25,047,530.99
Less: Other Non-Cash Disbursements	0.00	0.00	0.00
Disbursements effected through outright deductions from claims	0.00	0.00	0.00
Overpayment of expenses(e.g. personnel benefits)	0.00	0.00	0.00
Restitution for loss of government property	0.00	0.00	0.00
Liquidated damages and similar claims	0.00	0.00	0.00
Others (e.g. TEF, BT, Docs Stamp, etc.)	0.00	0.00	0.00
Add/Less: Adjustments (e.g. cancelled/staled checks)	0.00	0.00	0.00
Balance of Disbursement Authorities as at date	0.00	3,847,916.39	3,847,916.39
Total Disbursements Program	0.00	28,100,000.00	28,100,000.00
Less: Actual Disbursements	0.00	25,047,530.99	25,047,530.99
(Over)/Under spending	0.00	3,052,469.10	3,052,469.10

Notes: * The use of NTA is discouraged
Notes: ** Amounts should tally with the grand total disbursement (column 27).


Certified Correct:


Digitally signed by Amyr Lien V. Miranda
Date: 2026.02.09 09:13:37 +0800
AMYR LIEN V. MIRANDA
OIC, Accounting Office
Date: February 9, 2026

Recommending Approval:


Digitally signed by Ria S. Sariego
Date: 2026.02.09 09:23:48 +0800
RIA S. SARIEGO
Vice President for Admin. & Finance
Date: February 9, 2026

Approved By:


Digitally signed by Amabel S. Liao
Date: 2026.02.09 13:15:01 +0800
AMABEL S. LIAO, PhD
SUC President III
Date: February 9, 2026

MONTHLY REPORT OF DISBURSEMENTS
For the month of February 2026

Department : State Universities and Colleges (SUCs)
Agency/Entity : Western Philippines University
Operating Unit : < not applicable >
Organization Code (UACS) : 08 048 000000
Fund Cluster : 01 - Regular Agency Fund
(e.g. UACS Fund Cluster: 01-Regular Agency Fund, 02-Foreign Assisted Projects Fund, 03-Special Account-Locally Funded/Domestic Grants Fund, etc.)

Particulars	Current Year Budget					Prior Year's Budget											Trust Liabilities				Grand Total					Remarks			
	PS	MOOE	FinEx	CO	TOTAL	Prior Year's Accounts Payable					Current Year's Accounts Payable						SUB-TOTAL	PS	MOOE	CO	TOTAL	PS	MOOE	FinEx	CO		TOTAL		
						PS	MOOE	FinEx	CO	Sub-Total	PS	MOOE	FinEx	CO	Sub-Total	PS												MOOE	CO
1	2	3	4	5	6=(2+3+4+5)	7	8	9	10	11=(7+8+9+10)	12	13	14	15	16=	17=(11+16)	18=(6+17)	19	20	21	22=(19+20+21)	23	24	25	26	27=(23+24+25+26)	28		
CASH DISBURSEMENTS	23,664,298.69	1,405,213.37	0.00	0.00	25,069,512.06	222,138.88	1,255,679.41	0.00	6,633.00	1,484,451.29	0.00	10,470.80	0.00	0.00	10,470.80	1,494,922.09	26,564,434.15	0.00	0.00	0.00	0.00	23,886,437.57	2,671,363.58	0.00	6,633.00	26,564,434.15			
Notice of Cash Allocation (NCA)	23,664,298.69	1,405,213.37	0.00	0.00	25,069,512.06	222,138.88	1,255,679.41	0.00	6,633.00	1,484,451.29	0.00	10,470.80	0.00	0.00	10,470.80	1,494,922.09	26,564,434.15	0.00	0.00	0.00	0.00	23,886,437.57	2,671,363.58	0.00	6,633.00	26,564,434.15			
MDS Checks Issued	1,228,682.38	758,613.20	0.00	0.00	1,987,295.58	0.00	3,800.00	0.00	800.00	4,600.00	0.00	1,600.00	0.00	0.00	1,600.00	6,200.00	1,993,495.58	0.00	0.00	0.00	0.00	1,228,682.38	764,013.20	0.00	800.00	1,993,495.58			
Advice to Debit Account	22,435,616.31	646,600.17	0.00	0.00	23,082,216.48	222,138.88	1,251,879.41	0.00	5,833.00	1,479,851.29	0.00	8,870.80	0.00	0.00	8,870.80	1,488,722.09	24,570,938.57	0.00	0.00	0.00	0.00	22,657,755.19	1,907,350.38	0.00	5,833.00	24,570,938.57			
Notice of Transfer Allocations (NTA)	0.00	0.00	0.00	0.00	0.00	0.00	0.00	0.00	0.00	0.00	0.00	0.00	0.00	0.00	0.00	0.00	0.00	0.00	0.00	0.00	0.00	0.00	0.00	0.00	0.00	0.00	0.00		
MDS Checks Issued	0.00	0.00	0.00	0.00	0.00	0.00	0.00	0.00	0.00	0.00	0.00	0.00	0.00	0.00	0.00	0.00	0.00	0.00	0.00	0.00	0.00	0.00	0.00	0.00	0.00	0.00	0.00	0.00	
Advice to Debit Account	0.00	0.00	0.00	0.00	0.00	0.00	0.00	0.00	0.00	0.00	0.00	0.00	0.00	0.00	0.00	0.00	0.00	0.00	0.00	0.00	0.00	0.00	0.00	0.00	0.00	0.00	0.00	0.00	
Working Fund for FAPs	0.00	0.00	0.00	0.00	0.00	0.00	0.00	0.00	0.00	0.00	0.00	0.00	0.00	0.00	0.00	0.00	0.00	0.00	0.00	0.00	0.00	0.00	0.00	0.00	0.00	0.00	0.00	0.00	
Cash Disbursement Ceiling (CDC)	0.00	0.00	0.00	0.00	0.00	0.00	0.00	0.00	0.00	0.00	0.00	0.00	0.00	0.00	0.00	0.00	0.00	0.00	0.00	0.00	0.00	0.00	0.00	0.00	0.00	0.00	0.00	0.00	
TOTAL CASH DISBURSEMENTS	23,664,298.69	1,405,213.37	0.00	0.00	25,069,512.06	222,138.88	1,255,679.41	0.00	6,633.00	1,484,451.29	0.00	10,470.80	0.00	0.00	10,470.80	1,494,922.09	26,564,434.15	0.00	0.00	0.00	0.00	23,886,437.57	2,671,363.58	0.00	6,633.00	26,564,434.15			
NON-CASH DISBURSEMENTS	2,228,010.10	30,134.08	0.00	0.00	2,258,144.18	0.00	0.00	0.00	0.00	0.00	0.00	0.00	0.00	0.00	0.00	0.00	2,258,144.18	0.00	0.00	0.00	0.00	2,228,010.10	30,134.08	0.00	0.00	2,258,144.18			
Tax Remittance Advices Issued (TRA)	2,228,010.10	30,134.08	0.00	0.00	2,258,144.18	0.00	0.00	0.00	0.00	0.00	0.00	0.00	0.00	0.00	0.00	0.00	2,258,144.18	0.00	0.00	0.00	0.00	2,228,010.10	30,134.08	0.00	0.00	2,258,144.18			
Non-Cash Availment Authority (NCAA)	0.00	0.00	0.00	0.00	0.00	0.00	0.00	0.00	0.00	0.00	0.00	0.00	0.00	0.00	0.00	0.00	0.00	0.00	0.00	0.00	0.00	0.00	0.00	0.00	0.00	0.00	0.00	0.00	
Disbursements effected through outright deductions from claims (please specify...)	0.00	0.00	0.00	0.00	0.00	0.00	0.00	0.00	0.00	0.00	0.00	0.00	0.00	0.00	0.00	0.00	0.00	0.00	0.00	0.00	0.00	0.00	0.00	0.00	0.00	0.00	0.00	0.00	0.00
Overpayment of expenses(e.g. personnel benefits)	0.00	0.00	0.00	0.00	0.00	0.00	0.00	0.00	0.00	0.00	0.00	0.00	0.00	0.00	0.00	0.00	0.00	0.00	0.00	0.00	0.00	0.00	0.00	0.00	0.00	0.00	0.00	0.00	0.00
Restitution for loss of government property	0.00	0.00	0.00	0.00	0.00	0.00	0.00	0.00	0.00	0.00	0.00	0.00	0.00	0.00	0.00	0.00	0.00	0.00	0.00	0.00	0.00	0.00	0.00	0.00	0.00	0.00	0.00	0.00	0.00
Liquidated damages and similar claims	0.00	0.00	0.00	0.00	0.00	0.00	0.00	0.00	0.00	0.00	0.00	0.00	0.00	0.00	0.00	0.00	0.00	0.00	0.00	0.00	0.00	0.00	0.00	0.00	0.00	0.00	0.00	0.00	0.00
Others (TEF, BTr-Documentary Stamp Tax, etc.)	0.00	0.00	0.00	0.00	0.00	0.00	0.00	0.00	0.00	0.00	0.00	0.00	0.00	0.00	0.00	0.00	0.00	0.00	0.00	0.00	0.00	0.00	0.00	0.00	0.00	0.00	0.00	0.00	0.00
TOTAL NON-CASH DISBURSEMENTS	2,228,010.10	30,134.08	0.00	0.00	2,258,144.18	0.00	0.00	0.00	0.00	0.00	0.00	0.00	0.00	0.00	0.00	0.00	2,258,144.18	0.00	0.00	0.00	0.00	2,228,010.10	30,134.08	0.00	0.00	2,258,144.18			
GRAND TOTAL	25,892,308.79	1,435,347.45	0.00	0.00	27,327,656.24	222,138.88	1,255,679.41	0.00	6,633.00	1,484,451.29	0.00	10,470.80	0.00	0.00	10,470.80	1,494,922.09	28,822,578.33	0.00	0.00	0.00	0.00	26,114,447.67	2,701,497.66	0.00	6,633.00	28,822,578.33			

SUMMARY

Particulars	Previous Report	This Month	As at Date
(1)	(2)	(3)	(4)
Total Disbursement Authorities Received	28,895,447.38	28,751,144.18	57,646,591.56
NCA	26,513,000.00	26,493,000.00	53,006,000.00
NTA	0.00	0.00	0.00
Working Fund	0.00	0.00	0.00
TRA	2,382,447.38	2,258,144.18	4,640,591.56
CDC	0.00	0.00	0.00
NCAA	0.00	0.00	0.00
Less: Notice of Transfer of Allocations (NTA)* issued	0.00	0.00	0.00
Total Disbursement Authorities Available	28,895,447.38	28,751,144.18	57,646,591.56
Less:	0.00	0.00	0.00
Lapsed NCA	0.00	0.00	0.00
Disbursements	25,047,530.99	28,822,578.33	53,870,109.32
Less: Other Non-Cash Disbursements	0.00	0.00	0.00
Disbursements effected through outright deductions from claims	0.00	0.00	0.00
Overpayment of expenses(e.g. personnel benefits)	0.00	0.00	0.00
Restitution for loss of government property	0.00	0.00	0.00
Liquidated damages and similar claims	0.00	0.00	0.00
Others (e.g. TEF, BTr, Docs Stamp, etc.)	0.00	0.00	0.00
Add/Less: Adjustments (e.g. cancelled/staled checks)	0.00	0.00	0.00
Balance of Disbursement Authorities as at date	3,847,916.39	(71,434.15)	3,776,482.24
Total Disbursements Program	28,100,000.00	50,945,000.00	79,045,000.00
Less: *Actual Disbursements	25,047,530.99	28,822,578.33	53,870,109.32
(Over)/Under spending	3,052,469.01	22,122,421.67	25,174,890.77

Notes: * The use of NTA is discouraged
Notes: ** Amounts should tally with the grand total disbursement (column 27).

Certified Correct:
Digitally signed by
Miranda Amyr Lien
Velayo
Date: 2026.03.02
22:23:35 +08'00'
AMYR LIEN V. MIRANDA
OIC, Accounting Office
Date: March 2, 2026

Recommending Approval:
Digitally signed by
Sana
Date: 2026.03.03
07:55:53 +08'00'
RIA S. SARIOGO
Vice President for Admin. & Finance
Date: March 2, 2026

Approved By:
Digitally signed
by Liao Amabel
Siose
Date:
2026.03.03
09:36:40+08'00'
AMABEL S. LIAO, PhD
SUC President III
Date: March 2, 2026


MONTHLY REPORT OF DISBURSEMENTS
For the month of March 2026

Department : State Universities and Colleges (SUCs)
 Agency/Entity : Western Philippines University
 Operating Unit : < not applicable >
 Organization Code (UACS) : 08 048 0000000
 Fund Cluster : 01 - Regular Agency Fund
 (e.g. UACS Fund Cluster: 01-Regular Agency Fund, 02-Foreign Assisted Projects Fund, 03-Special Account-Locally Funded/Domestic Grants Fund, etc.)

Particulars	Current Year Budget					Prior Year's Budget											Trust Liabilities				Grand Total					Remarks			
	PS	MOOE	FinEx	CO	TOTAL	Prior Year's Accounts Payable					Current Year's Accounts Payable					TOTAL	SUB-TOTAL	PS	MOOE	CO	TOTAL	PS	MOOE	FinEx	CO		TOTAL		
	2	3	4	5	6=(2+3+4+5)	7	8	9	10	11=(7+8+9+10)	12	13	14	15	16=	17=(11+16)	18=(6+17)	19	20	21	22=(19+20+21)	23	24	25	26		27=(23+24+25+26)	28	
CASH DISBURSEMENTS	24,788,706.56	2,500,449.79	0.00	0.00	27,289,156.35	18,229.63	52,554,661.45	0.00	15,430,665.45	68,003,556.53	0.00	207,990.36	0.00	0.00	207,990.36	68,211,546.89	95,500,703.24	0.00	0.00	0.00	0.00	24,806,936.19	55,263,101.60	0.00	15,430,665.45	95,500,703.24			
Notice of Cash Allocation (NCA)	24,788,706.56	2,500,449.79	0.00	0.00	27,289,156.35	18,229.63	52,554,661.45	0.00	15,430,665.45	68,003,556.53	0.00	207,990.36	0.00	0.00	207,990.36	68,211,546.89	95,500,703.24	0.00	0.00	0.00	0.00	24,806,936.19	55,263,101.60	0.00	15,430,665.45	95,500,703.24			
MDS Checks Issued	3,963,354.98	959,892.99	0.00	0.00	4,923,247.97	0.00	316,953.13	0.00	0.00	316,953.13	0.00	0.00	0.00	0.00	0.00	316,953.13	5,240,201.10	0.00	0.00	0.00	0.00	3,963,354.98	1,276,846.12	0.00	0.00	5,240,201.10			
Advice to Debit Account	20,825,351.58	1,540,556.80	0.00	0.00	22,365,908.38	18,229.63	52,237,708.32	0.00	15,430,665.45	67,686,603.40	0.00	207,990.36	0.00	0.00	207,990.36	67,894,593.76	90,260,502.14	0.00	0.00	0.00	0.00	20,843,561.21	53,986,255.48	0.00	15,430,665.45	90,260,502.14			
Notice of Transfer Allocations (NTA)	0.00	0.00	0.00	0.00	0.00	0.00	0.00	0.00	0.00	0.00	0.00	0.00	0.00	0.00	0.00	0.00	0.00	0.00	0.00	0.00	0.00	0.00	0.00	0.00	0.00	0.00	0.00		
MDS Checks Issued	0.00	0.00	0.00	0.00	0.00	0.00	0.00	0.00	0.00	0.00	0.00	0.00	0.00	0.00	0.00	0.00	0.00	0.00	0.00	0.00	0.00	0.00	0.00	0.00	0.00	0.00	0.00	0.00	
Advice to Debit Account	0.00	0.00	0.00	0.00	0.00	0.00	0.00	0.00	0.00	0.00	0.00	0.00	0.00	0.00	0.00	0.00	0.00	0.00	0.00	0.00	0.00	0.00	0.00	0.00	0.00	0.00	0.00	0.00	
Working Fund for FAPs	0.00	0.00	0.00	0.00	0.00	0.00	0.00	0.00	0.00	0.00	0.00	0.00	0.00	0.00	0.00	0.00	0.00	0.00	0.00	0.00	0.00	0.00	0.00	0.00	0.00	0.00	0.00	0.00	
Cash Disbursement Ceiling (CDC)	0.00	0.00	0.00	0.00	0.00	0.00	0.00	0.00	0.00	0.00	0.00	0.00	0.00	0.00	0.00	0.00	0.00	0.00	0.00	0.00	0.00	0.00	0.00	0.00	0.00	0.00	0.00	0.00	
TOTAL CASH DISBURSEMENTS	24,788,706.56	2,500,449.79	0.00	0.00	27,289,156.35	18,229.63	52,554,661.45	0.00	15,430,665.45	68,003,556.53	0.00	207,990.36	0.00	0.00	207,990.36	68,211,546.89	95,500,703.24	0.00	0.00	0.00	0.00	24,806,936.19	55,263,101.60	0.00	15,430,665.45	95,500,703.24			
NON-CASH DISBURSEMENTS	2,276,094.40	103,229.32	0.00	0.00	2,379,323.72	18,060.70	38,229.63	0.00	981,643.00	1,037,933.33	0.00	0.00	0.00	0.00	0.00	1,037,933.33	3,417,257.05	0.00	0.00	0.00	0.00	2,294,155.10	141,458.95	0.00	981,643.00	3,417,257.05			
Tax Remittance Advices Issued (TRA)	2,276,094.40	33,406.17	0.00	0.00	2,309,500.57	18,060.70	30,137.21	0.00	0.00	48,197.91	0.00	0.00	0.00	0.00	0.00	48,197.91	2,357,698.48	0.00	0.00	0.00	0.00	2,294,155.10	63,543.38	0.00	981,643.00	2,357,698.48			
Non-Cash Availment Authority (NCAA)	0.00	0.00	0.00	0.00	0.00	0.00	0.00	0.00	0.00	0.00	0.00	0.00	0.00	0.00	0.00	0.00	0.00	0.00	0.00	0.00	0.00	0.00	0.00	0.00	0.00	0.00	0.00	0.00	
Disbursements effected through outright deductions from claims (please specify...)	0.00	69,823.15	0.00	0.00	69,823.15	0.00	8,092.42	0.00	981,643.00	989,735.42	0.00	0.00	0.00	0.00	0.00	989,735.42	1,059,558.57	0.00	0.00	0.00	0.00	0.00	77,915.57	0.00	981,643.00	1,059,558.57			
Overpayment of expenses(e.g. personnel benefits)	0.00	0.00	0.00	0.00	0.00	0.00	0.00	0.00	0.00	0.00	0.00	0.00	0.00	0.00	0.00	0.00	0.00	0.00	0.00	0.00	0.00	0.00	0.00	0.00	0.00	0.00	0.00	0.00	
Restitution for loss of government property	0.00	0.00	0.00	0.00	0.00	0.00	0.00	0.00	0.00	0.00	0.00	0.00	0.00	0.00	0.00	0.00	0.00	0.00	0.00	0.00	0.00	0.00	0.00	0.00	0.00	0.00	0.00	0.00	
Liquidated damages and similar claims	0.00	69,823.15	0.00	0.00	69,823.15	0.00	8,092.42	0.00	981,643.00	989,735.42	0.00	0.00	0.00	0.00	0.00	989,735.42	1,059,558.57	0.00	0.00	0.00	0.00	0.00	77,915.57	0.00	981,643.00	1,059,558.57			
Others (TEF, BT-Documentary Stamp Tax, etc.)	0.00	0.00	0.00	0.00	0.00	0.00	0.00	0.00	0.00	0.00	0.00	0.00	0.00	0.00	0.00	0.00	0.00	0.00	0.00	0.00	0.00	0.00	0.00	0.00	0.00	0.00	0.00	0.00	
TOTAL NON-CASH DISBURSEMENTS	2,276,094.40	103,229.32	0.00	0.00	2,379,323.72	18,060.70	38,229.63	0.00	981,643.00	1,037,933.33	0.00	0.00	0.00	0.00	0.00	1,037,933.33	3,417,257.05	0.00	0.00	0.00	0.00	2,294,155.10	141,458.95	0.00	981,643.00	3,417,257.05			
GRAND TOTAL	27,064,800.96	2,603,679.11	0.00	0.00	29,668,480.07	36,290.33	52,592,891.08	0.00	16,412,308.45	69,041,489.86	0.00	207,990.36	0.00	0.00	207,990.36	69,249,480.22	98,917,960.29	0.00	0.00	0.00	0.00	27,101,091.29	55,404,560.55	0.00	16,412,308.45	98,917,960.29			

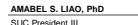
Particulars	Previous Report	This Month	As at Date
(1)	(2)	(3)	(4)
Total Disbursement Authorities Received	57,646,591.56	94,081,919.48	151,728,511.04
NCA	53,006,000.00	91,724,221.00	144,730,221.00
NTA	0.00	0.00	0.00
Working Fund	0.00	0.00	0.00
TRA	4,640,591.56	2,357,698.48	6,998,290.04
CDC	0.00	0.00	0.00
NCAA	0.00	0.00	0.00
Less: Notice of Transfer of Allocations (NTA)' Issued	0.00	0.00	0.00
Total Disbursement Authorities Available	57,646,591.56	94,081,919.48	151,728,511.04
Less:	0.00	0.00	0.00
Lapsed NCA	0.00	0.00	0.00
Disbursements	53,870,109.32	98,917,960.29	152,788,069.61
Less: Other Non-Cash Disbursements	0.00	1,059,558.57	1,059,558.57
Disbursements effected through outright deductions from claims	0.00	1,059,558.57	1,059,558.57
Overpayment of expenses(e.g. personnel benefits)	0.00	0.00	0.00
Restitution for loss of government property	0.00	0.00	0.00
Liquidated damages and similar claims	0.00	1,059,558.57	1,059,558.57
Others (e.g. TEF, BT, Docs Stamp, etc.)	0.00	0.00	0.00
Addr: Less: Adjustments (e.g. cancelled/staled checks)	0.00	0.00	0.00
Balance of Disbursement Authorities as at date	3,776,482.24	(3,776,482.24)	0.00
Total Disbursements Program	79,045,000.00	96,467,000.00	175,512,000.00
Less: Actual Disbursements	53,870,109.23	98,917,960.29	152,788,069.52
(Over)/Under spending	25,174,890.77	(2,450,960.29)	22,723,930.48

Notes: * The use of NTA is discouraged
 Notes: ** Amounts should tally with the grand total disbursement (column 27).

Certified Correct:

 Digitally signed by
 Miranda Amyr Lien
 Valayo
 Date: 2026.04.06
 15:53:00 +08'00'
AMYR LIEN V. MIRANDA
 OIC, Accounting Office
 Date: April 6, 2026

Recommending Approval:

 Digitally signed by
 Sariego Risa Sena
 Date: 2026.04.06
 16:04:27 +08'00'
RI SA S. SARIEGO
 Vice President for Administration & Finance
 Date: April 6, 2026

Approved By:

AMABEL S. LIAO, PhD
 SUC President III
 Date: April 6, 2026