

SUMMARY OF APPROPRIATIONS, ALLOTMENTS, OBLIGATIONS, DISBURSEMENTS AND BALANCES BY OBJECT OF EXPENDITURES

As at the Quarter Ending March 31, 2026

Department : State Universities and Colleges (SUCs)
 Agency/Entity : Western Philippines University
 Operating Unit : < not applicable >
 Organization Code (UACS) : 08 048 0000000
 Fund Cluster : 01 - Regular Agency Fund

X	Current Year Appropriations
	Supplemental Appropriations
	Continuing Appropriations

(e.g. UACS Fund Cluster: 01-Regular Agency Fund, 02-Foreign Assisted Projects Fund, 03-Special Account-Locally Funded/Domestic Grants Fund, and 04-Special Account-Foreign Assisted/Foreign Grants Fund)

Particulars	UACS CODE	Appropriations			Allotments			Obligations					Disbursements				Balances						
		Authorized Appropriations	Adjustments (Transfer To/From, Modifications/Augmentations)	Adjusted Appropriations	Allotments Received	Adjustments (Reductions, Modifications/Augmentations)	Transfer To	Transfer From	Adjusted Allotments	1st Quarter Ending March 31	2nd Quarter Ending June 30	3rd Quarter Ending September 30	4th Quarter Ending December 31	Total	1st Quarter Ending March 31	2nd Quarter Ending June 30	3rd Quarter Ending September 30	4th Quarter Ending December 31	Total	Unreleased Appropriations	Unobligated Allotments	Unpaid Obligations (15-20)=(23+24)	
		3	4	5=(3+4)	6	7	8	9	10=[(6+(-)7)-8+9]	11	12	13	14	15=(11+12+13+14)	16	17	18	19	20=(16+17+18+19)	21=(5-10)	22=(10-15)	23	24
SUMMARY		616,225,000.00	3,455,596.00	619,680,596.00	547,650,643.00	3,455,596.00	0.00	0.00	551,106,239.00	102,618,651.61	0.00	0.00	0.00	102,618,651.61	80,780,051.76	0.00	0.00	0.00	80,780,051.76	68,574,357.00	448,487,587.39	1,435,576.85	20,403,023.00
A. AGENCY SPECIFIC BUDGET		589,328,000.00	0.00	589,328,000.00	520,753,643.00	0.00	0.00	0.00	520,753,643.00	92,099,699.77	0.00	0.00	0.00	92,099,699.77	70,261,099.92	0.00	0.00	0.00	70,261,099.92	68,574,357.00	428,653,943.23	1,435,576.85	20,403,023.00
Personnel Services		338,079,000.00	0.00	338,079,000.00	301,504,643.00	0.00	0.00	0.00	301,504,643.00	64,292,136.83	0.00	0.00	0.00	64,292,136.83	63,973,719.75	0.00	0.00	0.00	63,973,719.75	36,574,357.00	237,212,506.17	318,417.08	0.00
Salaries and Wages		234,395,000.00	0.00	234,395,000.00	234,395,000.00	0.00	0.00	0.00	234,395,000.00	59,802,134.44	0.00	0.00	0.00	59,802,134.44	59,483,717.36	0.00	0.00	0.00	59,483,717.36	0.00	174,592,865.56	318,417.08	0.00
Salaries and Wages - Regular	5010101000	224,132,000.00	0.00	224,132,000.00	224,132,000.00	0.00	0.00	0.00	224,132,000.00	58,522,970.56	0.00	0.00	0.00	58,522,970.56	58,226,269.48	0.00	0.00	0.00	58,226,269.48	0.00	165,609,029.44	296,701.08	0.00
Basic Salary - Civilian	5010101001	224,132,000.00	0.00	224,132,000.00	224,132,000.00	0.00	0.00	0.00	224,132,000.00	58,522,970.56	0.00	0.00	0.00	58,522,970.56	58,226,269.48	0.00	0.00	0.00	58,226,269.48	0.00	165,609,029.44	296,701.08	0.00
Salaries and Wages - Casual/Contractual	5010102000	10,263,000.00	0.00	10,263,000.00	10,263,000.00	0.00	0.00	0.00	10,263,000.00	1,279,163.88	0.00	0.00	0.00	1,279,163.88	1,257,447.88	0.00	0.00	0.00	1,257,447.88	0.00	8,983,836.12	21,716.00	0.00
Other Compensation		55,996,000.00	0.00	55,996,000.00	55,996,000.00	0.00	0.00	0.00	55,996,000.00	2,688,087.73	0.00	0.00	0.00	2,688,087.73	2,688,087.73	0.00	0.00	0.00	2,688,087.73	0.00	53,307,912.27	0.00	0.00
Personal Economic Relief Allowance (PERA)	5010201000	9,720,000.00	0.00	9,720,000.00	9,720,000.00	0.00	0.00	0.00	9,720,000.00	2,497,999.99	0.00	0.00	0.00	2,497,999.99	2,497,999.99	0.00	0.00	0.00	2,497,999.99	0.00	7,222,000.01	0.00	0.00
PERA - Civilian	5010201001	9,720,000.00	0.00	9,720,000.00	9,720,000.00	0.00	0.00	0.00	9,720,000.00	2,497,999.99	0.00	0.00	0.00	2,497,999.99	2,497,999.99	0.00	0.00	0.00	2,497,999.99	0.00	7,222,000.01	0.00	0.00
Representation Allowance (RA)	5010202000	210,000.00	0.00	210,000.00	210,000.00	0.00	0.00	0.00	210,000.00	47,000.00	0.00	0.00	0.00	47,000.00	47,000.00	0.00	0.00	0.00	47,000.00	0.00	163,000.00	0.00	0.00
Transportation Allowance (TA)	5010203000	210,000.00	0.00	210,000.00	210,000.00	0.00	0.00	0.00	210,000.00	47,000.00	0.00	0.00	0.00	47,000.00	47,000.00	0.00	0.00	0.00	47,000.00	0.00	163,000.00	0.00	0.00
Transportation Allowance (TA)	5010203001	210,000.00	0.00	210,000.00	210,000.00	0.00	0.00	0.00	210,000.00	47,000.00	0.00	0.00	0.00	47,000.00	47,000.00	0.00	0.00	0.00	47,000.00	0.00	163,000.00	0.00	0.00
Clothing/Uniform Allowance	5010204000	2,835,000.00	0.00	2,835,000.00	2,835,000.00	0.00	0.00	0.00	2,835,000.00	0.00	0.00	0.00	0.00	0.00	0.00	0.00	0.00	0.00	0.00	0.00	2,835,000.00	0.00	0.00
Clothing/Uniform Allowance - Civilian	5010204001	2,835,000.00	0.00	2,835,000.00	2,835,000.00	0.00	0.00	0.00	2,835,000.00	0.00	0.00	0.00	0.00	0.00	0.00	0.00	0.00	0.00	0.00	0.00	2,835,000.00	0.00	0.00
Subsistence Allowance (SA)	5010205000	52,000.00	0.00	52,000.00	52,000.00	0.00	0.00	0.00	52,000.00	2,739.00	0.00	0.00	0.00	2,739.00	2,739.00	0.00	0.00	0.00	2,739.00	0.00	49,261.00	0.00	0.00
Subsistence Allowance - Magna Carta for Public Health Workers under R.A. 7305	5010205003	52,000.00	0.00	52,000.00	52,000.00	0.00	0.00	0.00	52,000.00	2,739.00	0.00	0.00	0.00	2,739.00	2,739.00	0.00	0.00	0.00	2,739.00	0.00	49,261.00	0.00	0.00
Laundry Allowance (LA)	5010206000	7,000.00	0.00	7,000.00	7,000.00	0.00	0.00	0.00	7,000.00	374.00	0.00	0.00	0.00	374.00	374.00	0.00	0.00	0.00	374.00	0.00	6,626.00	0.00	0.00
Laundry Allowance - Magna Carta Benefits for Public Health Workers under R.A. 7305	5010206004	7,000.00	0.00	7,000.00	7,000.00	0.00	0.00	0.00	7,000.00	374.00	0.00	0.00	0.00	374.00	374.00	0.00	0.00	0.00	374.00	0.00	6,626.00	0.00	0.00
Honoraria	5010210000	1,010,000.00	(39,000.00)	971,000.00	1,010,000.00	(39,000.00)	0.00	0.00	971,000.00	0.00	0.00	0.00	0.00	0.00	0.00	0.00	0.00	0.00	0.00	0.00	971,000.00	0.00	0.00
Honoraria - Civilian	5010210001	1,010,000.00	(39,000.00)	971,000.00	1,010,000.00	(39,000.00)	0.00	0.00	971,000.00	0.00	0.00	0.00	0.00	0.00	0.00	0.00	0.00	0.00	0.00	0.00	971,000.00	0.00	0.00
Hazard Pay (HP)	5010211000	546,000.00	0.00	546,000.00	546,000.00	0.00	0.00	0.00	546,000.00	53,974.74	0.00	0.00	0.00	53,974.74	53,974.74	0.00	0.00	0.00	53,974.74	0.00	492,025.26	0.00	0.00
HP - Magna Carta Benefits for Public Health Workers under R.A. 7305	5010211005	546,000.00	0.00	546,000.00	546,000.00	0.00	0.00	0.00	546,000.00	53,974.74	0.00	0.00	0.00	53,974.74	53,974.74	0.00	0.00	0.00	53,974.74	0.00	492,025.26	0.00	0.00
Year End Bonus	5010214000	18,678,000.00	0.00	18,678,000.00	18,678,000.00	0.00	0.00	0.00	18,678,000.00	0.00	0.00	0.00	0.00	0.00	0.00	0.00	0.00	0.00	0.00	0.00	18,678,000.00	0.00	0.00
Bonus - Civilian	5010214001	18,678,000.00	0.00	18,678,000.00	18,678,000.00	0.00	0.00	0.00	18,678,000.00	0.00	0.00	0.00	0.00	0.00	0.00	0.00	0.00	0.00	0.00	0.00	18,678,000.00	0.00	0.00
Cash Gift	5010215000	2,025,000.00	0.00	2,025,000.00	2,025,000.00	0.00	0.00	0.00	2,025,000.00	0.00	0.00	0.00	0.00	0.00	0.00	0.00	0.00	0.00	0.00	0.00	2,025,000.00	0.00	0.00
Cash Gift - Civilian	5010215001	2,025,000.00	0.00	2,025,000.00	2,025,000.00	0.00	0.00	0.00	2,025,000.00	0.00	0.00	0.00	0.00	0.00	0.00	0.00	0.00	0.00	0.00	0.00	2,025,000.00	0.00	0.00
Mid-Year Bonus - Civilian	5010216000	18,678,000.00	0.00	18,678,000.00	18,678,000.00	0.00	0.00	0.00	18,678,000.00	0.00	0.00	0.00	0.00	0.00	0.00	0.00	0.00	0.00	0.00	0.00	18,678,000.00	0.00	0.00
Mid-Year Bonus - Civilian	5010216001	18,678,000.00	0.00	18,678,000.00	18,678,000.00	0.00	0.00	0.00	18,678,000.00	0.00	0.00	0.00	0.00	0.00	0.00	0.00	0.00	0.00	0.00	0.00	18,678,000.00	0.00	0.00
Other Bonuses and Allowances	5010299000	2,025,000.00	39,000.00	2,025,000.00	2,025,000.00	39,000.00	0.00	0.00	2,064,000.00	39,000.00	0.00	0.00	0.00	39,000.00	39,000.00	0.00	0.00	0.00	39,000.00	0.00	2,025,000.00	0.00	0.00
Per Diems - Civilian	5010299001	0.00	39,000.00	39,000.00	0.00	39,000.00	0.00	0.00	39,000.00	39,000.00	0.00	0.00	0.00	39,000.00	39,000.00	0.00	0.00	0.00	39,000.00	0.00	0.00	0.00	0.00
Productivity Enhancement Incentive - Civilian	5010299012	2,025,000.00	0.00	2,025,000.00	2,025,000.00	0.00	0.00	0.00	2,025,000.00	0.00	0.00	0.00	0.00	0.00	0.00	0.00	0.00	0.00	0.00	0.00	2,025,000.00	0.00	0.00
Personnel Benefit Contributions		6,813,000.00	0.00	6,813,000.00	6,813,000.00	0.00	0.00	0.00	6,813,000.00	1,801,914.66	0.00	0.00	0.00	1,801,914.66	1,801,914.66	0.00	0.00	0.00	1,801,914.66	0.00	5,011,085.34	0.00	0.00
Pag-IBIG Contributions	5010302000	971,000.00	0.00	971,000.00	971,000.00	0.00	0.00	0.00	971,000.00	251,000.00	0.00	0.00	0.00	251,000.00	251,000.00	0.00	0.00	0.00	251,000.00	0.00	720,000.00	0.00	0.00
Pag-IBIG - Civilian	5010302001	971,000.00	0.00	971,000.00	971,000.00	0.00	0.00	0.00	971,000.00	251,000.00	0.00	0.00	0.00	251,000.00	251,000.00	0.00	0.00	0.00	251,000.00	0.00	720,000.00	0.00	0.00
PhilHealth Contributions	5010303000	5,356,000.00	0.00	5,356,000.00	5,356,000.00	0.00	0.00	0.00	5,356,000.00	1,421,217.66	0.00	0.00	0.00	1,421,217.66	1,421,217.66	0.00	0.00	0.00	1,421,217.66	0.00	3,934		

Department : State Universities and Colleges (SUCs)
 Agency/Entity : Western Philippines University
 Operating Unit : < not applicable >
 Organization Code (UACS) : 08 048 0000000
 Fund Cluster : 01 - Regular Agency Fund

X	Current Year Appropriations
	Supplemental Appropriations
	Continuing Appropriations

(e.g. UACS Fund Cluster: 01-Regular Agency Fund, 02-Foreign Assisted Projects Fund, 03-Special Account-Locally Funded/Domestic Grants Fund, and 04-Special Account-Foreign Assisted/Foreign Grants Fund)


Particulars	UACS CODE	Appropriations			Allotments						Obligations					Disbursements					Balances				
		Authorized Appropriations	Adjustments (Transfer To/From, Modifications/Augmentations)	Adjusted Appropriations	Allotments Received	Adjustments (Reductions, Modifications/Augmentations)	Transfer To	Transfer From	Adjusted Allotments	1st Quarter Ending March 31	2nd Quarter Ending June 30	3rd Quarter Ending September 30	4th Quarter Ending December 31	Total	1st Quarter Ending March 31	2nd Quarter Ending June 30	3rd Quarter Ending September 30	4th Quarter Ending December 31	Total	Unreleased Appropriations	Unobligated Allotments	Unpaid Obligations (15-20)=(23+24)			
																						Due and Demandable	Not Yet Due and Demandable		
1	2	3	4	5=(3+4)	6	7	8	9	10=[(6+)-7]-8+9]	11	12	13	14	15=(11+12+13+14)	16	17	18	19	20=(16+17+18+19)	21=(5-10)	22=(10-15)	23	24		
Traveling Expenses - Local	5020101000	6,250,000.00	0.00	6,250,000.00	6,250,000.00	0.00	0.00	0.00	0.00	6,250,000.00	410,018.18	0.00	0.00	0.00	410,018.18	330,422.74	0.00	0.00	0.00	330,422.74	0.00	5,839,981.82	79,595.44	0.00	
Training and Scholarship Expenses		5,126,000.00	0.00	5,126,000.00	5,126,000.00	0.00	0.00	0.00	0.00	5,126,000.00	621,436.46	0.00	0.00	0.00	621,436.46	569,541.46	0.00	0.00	0.00	569,541.46	0.00	4,504,563.54	14,850.00	37,045.00	
Training Expenses	5020201000	4,126,000.00	0.00	4,126,000.00	4,126,000.00	0.00	0.00	0.00	0.00	4,126,000.00	225,422.32	0.00	0.00	0.00	225,422.32	173,527.32	0.00	0.00	0.00	173,527.32	0.00	3,900,577.68	14,850.00	37,045.00	
Training Expenses	5020201002	4,126,000.00	0.00	4,126,000.00	4,126,000.00	0.00	0.00	0.00	0.00	4,126,000.00	225,422.32	0.00	0.00	0.00	225,422.32	173,527.32	0.00	0.00	0.00	173,527.32	0.00	3,900,577.68	14,850.00	37,045.00	
Scholarship Grants/Expenses	5020202000	1,000,000.00	0.00	1,000,000.00	1,000,000.00	0.00	0.00	0.00	0.00	1,000,000.00	396,014.14	0.00	0.00	0.00	396,014.14	396,014.14	0.00	0.00	0.00	396,014.14	0.00	603,985.86	0.00	0.00	
Supplies and Materials Expenses		9,663,000.00	0.00	9,663,000.00	9,663,000.00	0.00	0.00	0.00	0.00	9,663,000.00	3,805,316.01	0.00	0.00	0.00	3,805,316.01	263,169.04	0.00	0.00	0.00	263,169.04	0.00	5,857,683.99	1,002,880.77	2,539,266.20	
Office Supplies Expenses	5020301000	3,535,000.00	(132,282.00)	3,402,718.00	3,535,000.00	(132,282.00)	0.00	0.00	0.00	3,402,718.00	1,200,272.93	0.00	0.00	0.00	1,200,272.93	14,539.95	0.00	0.00	0.00	14,539.95	0.00	2,202,445.07	596,656.59	589,076.39	
Office Supplies Expenses	5020301002	3,535,000.00	(132,282.00)	3,402,718.00	3,535,000.00	(132,282.00)	0.00	0.00	0.00	3,402,718.00	1,200,272.93	0.00	0.00	0.00	1,200,272.93	14,539.95	0.00	0.00	0.00	14,539.95	0.00	2,202,445.07	596,656.59	589,076.39	
Accountable Forms Expenses	5020302000	50,000.00	0.00	50,000.00	50,000.00	0.00	0.00	0.00	0.00	50,000.00	0.00	0.00	0.00	0.00	0.00	0.00	0.00	0.00	0.00	0.00	0.00	50,000.00	0.00	0.00	
Fuel, Oil and Lubricants Expenses	5020309000	3,080,000.00	0.00	3,080,000.00	3,080,000.00	0.00	0.00	0.00	0.00	3,080,000.00	1,773,998.08	0.00	0.00	0.00	1,773,998.08	248,629.09	0.00	0.00	0.00	248,629.09	0.00	1,306,001.92	406,224.18	1,119,144.81	
Agricultural and Marine Supplies Expenses	5020310000	0.00	14,130.00	14,130.00	0.00	14,130.00	0.00	0.00	0.00	14,130.00	14,130.00	0.00	0.00	0.00	14,130.00	0.00	0.00	0.00	0.00	0.00	0.00	0.00	0.00	14,130.00	
Semi-Expendable Machinery and Equipment	5020321000	1,107,000.00	103,800.00	1,210,800.00	1,107,000.00	103,800.00	0.00	0.00	0.00	1,210,800.00	103,800.00	0.00	0.00	0.00	103,800.00	0.00	0.00	0.00	0.00	0.00	0.00	1,107,000.00	0.00	103,800.00	
Information and Communications Technology Equipment	5020321003	1,107,000.00	0.00	1,107,000.00	1,107,000.00	0.00	0.00	0.00	0.00	1,107,000.00	0.00	0.00	0.00	0.00	0.00	0.00	0.00	0.00	0.00	0.00	0.00	1,107,000.00	0.00	0.00	
Other Machinery and Equipment	5020321099	0.00	103,800.00	103,800.00	0.00	103,800.00	0.00	0.00	0.00	103,800.00	103,800.00	0.00	0.00	0.00	103,800.00	0.00	0.00	0.00	0.00	0.00	0.00	0.00	0.00	103,800.00	
Semi-Expendable Furniture, Fixtures and Books	5020322000	1,184,000.00	12,672.00	1,196,672.00	1,184,000.00	12,672.00	0.00	0.00	0.00	1,196,672.00	711,035.00	0.00	0.00	0.00	711,035.00	0.00	0.00	0.00	0.00	0.00	0.00	485,637.00	0.00	711,035.00	
Furniture and Fixtures	5020322001	754,000.00	12,672.00	766,672.00	754,000.00	12,672.00	0.00	0.00	0.00	766,672.00	711,035.00	0.00	0.00	0.00	711,035.00	0.00	0.00	0.00	0.00	0.00	0.00	55,637.00	0.00	711,035.00	
Books	5020322002	430,000.00	0.00	430,000.00	430,000.00	0.00	0.00	0.00	0.00	430,000.00	0.00	0.00	0.00	0.00	0.00	0.00	0.00	0.00	0.00	0.00	0.00	430,000.00	0.00	0.00	
Other Supplies and Materials Expenses	5020399000	707,000.00	1,680.00	708,680.00	707,000.00	1,680.00	0.00	0.00	0.00	708,680.00	2,080.00	0.00	0.00	0.00	2,080.00	0.00	0.00	0.00	0.00	0.00	0.00	706,600.00	0.00	2,080.00	
Utility Expenses		15,872,000.00	0.00	15,872,000.00	15,872,000.00	0.00	0.00	0.00	0.00	15,872,000.00	2,831,317.27	0.00	0.00	0.00	2,831,317.27	2,822,780.14	0.00	0.00	0.00	2,822,780.14	0.00	13,040,682.73	8,537.13	0.00	
Water Expenses	5020401000	1,473,000.00	0.00	1,473,000.00	1,473,000.00	0.00	0.00	0.00	0.00	1,473,000.00	755,462.14	0.00	0.00	0.00	755,462.14	755,462.14	0.00	0.00	0.00	755,462.14	0.00	717,537.86	0.00	0.00	
Electricity Expenses	5020402000	14,399,000.00	0.00	14,399,000.00	14,399,000.00	0.00	0.00	0.00	0.00	14,399,000.00	2,075,855.13	0.00	0.00	0.00	2,075,855.13	2,067,318.00	0.00	0.00	0.00	2,067,318.00	0.00	12,323,144.87	8,537.13	0.00	
Communication Expenses		2,351,000.00	0.00	2,351,000.00	2,351,000.00	0.00	0.00	0.00	0.00	2,351,000.00	63,194.49	0.00	0.00	0.00	63,194.49	52,498.06	0.00	0.00	0.00	52,498.06	0.00	2,287,805.51	10,696.43	0.00	
Postage and Courier Services	5020501000	45,000.00	0.00	45,000.00	45,000.00	0.00	0.00	0.00	0.00	45,000.00	630.00	0.00	0.00	0.00	630.00	630.00	0.00	0.00	0.00	630.00	0.00	44,370.00	0.00	0.00	
Telephone Expenses	5020502000	306,000.00	0.00	306,000.00	306,000.00	0.00	0.00	0.00	0.00	306,000.00	39,764.49	0.00	0.00	0.00	39,764.49	29,068.06	0.00	0.00	0.00	29,068.06	0.00	266,235.51	10,696.43	0.00	
Mobile	5020502001	306,000.00	0.00	306,000.00	306,000.00	0.00	0.00	0.00	0.00	306,000.00	39,764.49	0.00	0.00	0.00	39,764.49	29,068.06	0.00	0.00	0.00	29,068.06	0.00	266,235.51	10,696.43	0.00	
Internet Subscription Expenses	5020503000	2,000,000.00	0.00	2,000,000.00	2,000,000.00	0.00	0.00	0.00	0.00	2,000,000.00	22,800.00	0.00	0.00	0.00	22,800.00	22,800.00	0.00	0.00	0.00	22,800.00	0.00	1,977,200.00	0.00	0.00	
Survey, Research, Exploration and		2,000,000.00	0.00	2,000,000.00	0.00	0.00	0.00	0.00	0.00	2,000,000.00	0.00	0.00	0.00	0.00	0.00	0.00	0.00	0.00	0.00	0.00	2,000,000.00	0.00	0.00	0.00	
Research, Exploration and Development Expenses	5020702000	2,000,000.00	0.00	2,000,000.00	0.00	0.00	0.00	0.00	0.00	0.00	0.00	0.00	0.00	0.00	0.00	0.00	0.00	0.00	0.00	0.00	2,000,000.00	0.00	0.00	0.00	
Research, Exploration and Development Expenses	5020702002	2,000,000.00	0.00	2,000,000.00	0.00	0.00	0.00	0.00	0.00	0.00	0.00	0.00	0.00	0.00	0.00	0.00	0.00	0.00	0.00	0.00	2,000,000.00	0.00	0.00	0.00	
Confidential, Intelligence and Extraordinary		150,000.00	0.00	150,000.00	150,000.00	0.00	0.00	0.00	0.00	150,000.00	13,845.81	0.00	0.00	0.00	13,845.81	13,845.81	0.00	0.00	0.00	13,845.81	0.00	136,154.19	0.00	0.00	
Extraordinary and Miscellaneous Expenses	5021003000	150,000.00	0.00	150,000.00	150,000.00	0.00	0.00	0.00	0.00	150,000.00	13,845.81	0.00	0.00	0.00	13,845.81	13,845.81	0.00	0.00	0.00	13,845.81	0.00	136,154.19	0.00	0.00	
Professional Services		240,000.00	0.00	240,000.00	240,000.00	0.00	0.00	0.00	0.00	240,000.00	600.00	0.00	0.00	0.00	600.00	0.00	0.00	0.00	0.00	0.00	0.00	239,400.00	600.00	0.00	
Legal Services	5021101000	240,000.00	0.00	240,000.00	240,000.00	0.00	0.00	0.00	0.00	240,000.00	600.00	0.00	0.00	0.00	600.00	0.00	0.00	0.00	0.00	0.00	0.00	239,400.00	600.00	0.00	
General Services		13,150,000.00	0.00	13,150,000.00	13,150,000.00	0.00	0.00	0.00	0.00	13,150,000.00	10,496,321.63 </														


Department : State Universities and Colleges (SUCs)
 Agency/Entity : Western Philippines University
 Operating Unit : < not applicable >
 Organization Code (UACS) : 08 048 0000000
 Fund Cluster : 01 - Regular Agency Fund


X	Current Year Appropriations
	Supplemental Appropriations
	Continuing Appropriations


(e.g. UACS Fund Cluster: 01-Regular Agency Fund, 02-Foreign Assisted Projects Fund, 03-Special Account-Locally Funded/Domestic Grants Fund, and 04-Special Account-Foreign Assisted/Foreign Grants Fund)

Particulars	UACS CODE	Appropriations			Allotments			Obligations					Disbursements					Balances						
		Authorized Appropriations	Adjustments (Transfer To/From, Modifications/Augmentations)	Adjusted Appropriations	Allotments Received	Adjustments (Reductions, Modifications/Augmentations)	Transfer To	Transfer From	Adjusted Allotments	1st Quarter Ending March 31	2nd Quarter Ending June 30	3rd Quarter Ending September 30	4th Quarter Ending December 31	Total	1st Quarter Ending March 31	2nd Quarter Ending June 30	3rd Quarter Ending September 30	4th Quarter Ending December 31	Total	Unreleased Appropriations	Unobligated Allotments	Unpaid Obligations (15-20)=(23+24)		
																						Due and Demandable	Not Yet Due and Demandable	
Membership Dues and Contributions to	5029906000	500,000.00	0.00	500,000.00	500,000.00	0.00	0.00	0.00	500,000.00	60,500.00	0.00	0.00	0.00	60,500.00	60,500.00	0.00	0.00	0.00	60,500.00	0.00	439,500.00	0.00	0.00	
Capital Outlays		43,755,000.00	0.00	43,755,000.00	13,755,000.00	0.00	0.00	0.00	13,755,000.00	8,182,530.00	0.00	0.00	0.00	8,182,530.00	0.00	0.00	0.00	0.00	0.00	30,000,000.00	5,572,470.00	0.00	8,182,530.00	
Property, Plant and Equipment Outlay		43,755,000.00	0.00	43,755,000.00	13,755,000.00	0.00	0.00	0.00	13,755,000.00	8,182,530.00	0.00	0.00	0.00	8,182,530.00	0.00	0.00	0.00	0.00	0.00	30,000,000.00	5,572,470.00	0.00	8,182,530.00	
Buildings and Other Structures	5060404000	30,000,000.00	0.00	30,000,000.00	0.00	0.00	0.00	0.00	0.00	0.00	0.00	0.00	0.00	0.00	0.00	0.00	0.00	0.00	0.00	30,000,000.00	0.00	0.00	0.00	
School Buildings	5060404002	30,000,000.00	0.00	30,000,000.00	0.00	0.00	0.00	0.00	0.00	0.00	0.00	0.00	0.00	0.00	0.00	0.00	0.00	0.00	0.00	30,000,000.00	0.00	0.00	0.00	
Machinery and Equipment Outlay	5060405000	13,755,000.00	0.00	13,755,000.00	13,755,000.00	0.00	0.00	0.00	13,755,000.00	8,182,530.00	0.00	0.00	0.00	8,182,530.00	0.00	0.00	0.00	0.00	0.00	0.00	5,572,470.00	0.00	8,182,530.00	
Office Equipment	5060405002	455,000.00	0.00	455,000.00	455,000.00	0.00	0.00	0.00	455,000.00	385,000.00	0.00	0.00	0.00	385,000.00	0.00	0.00	0.00	0.00	0.00	0.00	70,000.00	0.00	385,000.00	
Technical and Scientific Equipment	5060405014	13,300,000.00	0.00	13,300,000.00	13,300,000.00	0.00	0.00	0.00	13,300,000.00	7,797,530.00	0.00	0.00	0.00	7,797,530.00	0.00	0.00	0.00	0.00	0.00	0.00	5,502,470.00	0.00	7,797,530.00	
B. AUTOMATIC APPROPRIATIONS		26,897,000.00	0.00	26,897,000.00	26,897,000.00	0.00	0.00	0.00	26,897,000.00	7,210,355.84	0.00	0.00	0.00	7,210,355.84	7,210,355.84	0.00	0.00	0.00	0.00	7,210,355.84	0.00	19,686,644.16	0.00	0.00
Retirement and Life Insurance Premiums		26,897,000.00	0.00	26,897,000.00	26,897,000.00	0.00	0.00	0.00	26,897,000.00	7,210,355.84	0.00	0.00	0.00	7,210,355.84	7,210,355.84	0.00	0.00	0.00	0.00	7,210,355.84	0.00	19,686,644.16	0.00	0.00
C. SPECIAL PURPOSE FUNDS		0.00	3,455,596.00	3,455,596.00	0.00	3,455,596.00	0.00	0.00	3,455,596.00	3,308,596.00	0.00	0.00	0.00	3,308,596.00	3,308,596.00	0.00	0.00	0.00	0.00	3,308,596.00	0.00	147,000.00	0.00	0.00
Miscellaneous Personnel Benefits Fund		0.00	2,996,000.00	2,996,000.00	0.00	2,996,000.00	0.00	0.00	2,996,000.00	2,849,000.00	0.00	0.00	0.00	2,849,000.00	2,849,000.00	0.00	0.00	0.00	0.00	2,849,000.00	0.00	147,000.00	0.00	0.00
Other Personnel Benefits	5010400000	0.00	2,996,000.00	2,996,000.00	0.00	2,996,000.00	0.00	0.00	2,996,000.00	2,849,000.00	0.00	0.00	0.00	2,849,000.00	2,849,000.00	0.00	0.00	0.00	0.00	2,849,000.00	0.00	147,000.00	0.00	0.00
Other Personnel Benefits	5010499099	0.00	2,996,000.00	2,996,000.00	0.00	2,996,000.00	0.00	0.00	2,996,000.00	2,849,000.00	0.00	0.00	0.00	2,849,000.00	2,849,000.00	0.00	0.00	0.00	0.00	2,849,000.00	0.00	147,000.00	0.00	0.00
Pension and Gratuity Fund		0.00	459,596.00	459,596.00	0.00	459,596.00	0.00	0.00	459,596.00	459,596.00	0.00	0.00	0.00	459,596.00	459,596.00	0.00	0.00	0.00	0.00	459,596.00	0.00	0.00	0.00	0.00
Other Personnel Benefits	5010400000	0.00	459,596.00	459,596.00	0.00	459,596.00	0.00	0.00	459,596.00	459,596.00	0.00	0.00	0.00	459,596.00	459,596.00	0.00	0.00	0.00	0.00	459,596.00	0.00	0.00	0.00	0.00
Terminal Leave Benefits		0.00	459,596.00	459,596.00	0.00	459,596.00	0.00	0.00	459,596.00	459,596.00	0.00	0.00	0.00	459,596.00	459,596.00	0.00	0.00	0.00	0.00	459,596.00	0.00	0.00	0.00	0.00
Terminal Leave Benefits - Civilian	5010403001	0.00	459,596.00	459,596.00	0.00	459,596.00	0.00	0.00	459,596.00	459,596.00	0.00	0.00	0.00	459,596.00	459,596.00	0.00	0.00	0.00	0.00	459,596.00	0.00	0.00	0.00	0.00
GRAND TOTAL		616,225,000.00	3,455,596.00	619,680,596.00	547,650,643.00	3,455,596.00	0.00	0.00	551,106,239.00	102,618,651.61	0.00	0.00	0.00	102,618,651.61	80,780,051.76	0.00	0.00	0.00	0.00	80,780,051.76	68,574,357.00	448,487,587.39	1,435,576.85	20,403,023.00

Certified Correct: 
 Digitally signed by Paduga Gene Michelle Santos
 Date: 2026.04.27 12:58:36 +08'00'
 GENE MICHELLE S. PADUGA
 BUDGET OFFICER
 Date: April 24, 2026 10:18 PM

Certified Correct: 
 Digitally signed by Althea Queen C. Teologia
 Date: 2026.04.27 10:18:00 +08'00'
 ALTHEA QUEEN C. TEOLOGIA
 OIC - ACCOUNTING OFFICE
 Date: April 24, 2026 10:18 PM

Recommending Approval By: 
 Digitally signed by Sariego Ria Sena
 Date: 2026.04.28 10:22:00 +08'00'
 RIA S. SARIOGO
 VP FOR ADMIN AND FINANCE
 Date: April 24, 2026 10:22 PM

Approved By: 
 Digitally signed by Liao Amabel Siose
 Date: 2026.04.28 17:41:06+08'00'
 AMABEL S. LIAO, PH.D.
 SUC PRESIDENT
 Date: April 24, 2026 10:24 PM

SUMMARY OF APPROPRIATIONS, ALLOTMENTS, OBLIGATIONS, DISBURSEMENTS AND BALANCES BY OBJECT OF EXPENDITURES

As at the Quarter Ending March 31, 2026

Department : State Universities and Colleges (SUCs)
 Agency/Entity : Western Philippines University
 Operating Unit : < not applicable >
 Organization Code (UACS) : 08 048 0000000
 Fund Cluster : 01 - Regular Agency Fund

	Current Year Appropriations
	Supplemental Appropriations
X	Continuing Appropriations

(e.g. UACS Fund Cluster: 01-Regular Agency Fund, 02-Foreign Assisted Projects Fund, 03-Special Account-Locally Funded/Domestic Grants Fund, and 04-Special Account-Foreign Assisted/Foreign Grants Fund)

Particulars	UACS CODE	Appropriations				Allotments					Obligations					Disbursements					Balances				
		Authorized Appropriations	Adjustments (Transfer To/From, Modifications/Augmentations)	Adjusted Appropriations	Allotments		Adjustments (Reductions, Modifications/Augmentations)	Transfer To	Transfer From	Adjusted Allotments	1st Quarter Ending March 31	2nd Quarter Ending June 30	3rd Quarter Ending September 30	4th Quarter Ending December 31	Total	1st Quarter Ending March 31	2nd Quarter Ending June 30	3rd Quarter Ending September 30	4th Quarter Ending December 31	Total	Unused Funds		Unpaid Obligations (16-21)=(24+25)		
					SARO	Unobligated															Unreleased Appropriations	Unobligated Allotments	Due and Demandable	Not Yet Due and Demandable	
1	2	3	4	5=(3+4)	6	7	8	9	10	11=[(6+7+(-)8)-9+10]	12	13	14	15	16=(12+13+14+15)	17	18	19	20	21=(17+18+19+20)	22=(5-11)	23=(11-16)	24	25	
SUMMARY		1,000,000.00	0.00	1,000,000.00	0.00	4,068,306.37	0.00	0.00	0.00	0.00	4,068,306.37	2,106,461.16	0.00	0.00	0.00	2,106,461.16	218,461.16	0.00	0.00	0.00	218,461.16	1,000,000.00	1,961,845.21	0.00	1,888,000.00
Unreleased Appropriations		1,000,000.00	0.00	1,000,000.00	0.00	0.00	0.00	0.00	0.00	0.00	0.00	0.00	0.00	0.00	0.00	0.00	0.00	0.00	0.00	0.00	1,000,000.00	0.00	0.00	0.00	0.00
I. AGENCY SPECIFIC BUDGET		1,000,000.00	0.00	1,000,000.00	0.00	0.00	0.00	0.00	0.00	0.00	0.00	0.00	0.00	0.00	0.00	0.00	0.00	0.00	0.00	0.00	1,000,000.00	0.00	0.00	0.00	0.00
Maintenance and Other Operating Expenses		1,000,000.00	0.00	1,000,000.00	0.00	0.00	0.00	0.00	0.00	0.00	0.00	0.00	0.00	0.00	0.00	0.00	0.00	0.00	0.00	0.00	1,000,000.00	0.00	0.00	0.00	0.00
Financial Assistance/Subsidy		1,000,000.00	0.00	1,000,000.00	0.00	0.00	0.00	0.00	0.00	0.00	0.00	0.00	0.00	0.00	0.00	0.00	0.00	0.00	0.00	0.00	1,000,000.00	0.00	0.00	0.00	0.00
Subsidies - Others	5021499000	1,000,000.00	0.00	1,000,000.00	0.00	0.00	0.00	0.00	0.00	0.00	0.00	0.00	0.00	0.00	0.00	0.00	0.00	0.00	0.00	0.00	1,000,000.00	0.00	0.00	0.00	0.00
Unobligated Allotment		0.00	0.00	0.00	0.00	4,068,306.37	0.00	0.00	0.00	0.00	4,068,306.37	2,106,461.16	0.00	0.00	0.00	2,106,461.16	218,461.16	0.00	0.00	0.00	218,461.16	0.00	1,961,845.21	0.00	1,888,000.00
I. AGENCY SPECIFIC BUDGET		0.00	0.00	0.00	0.00	4,068,306.37	0.00	0.00	0.00	0.00	4,068,306.37	2,106,461.16	0.00	0.00	0.00	2,106,461.16	218,461.16	0.00	0.00	0.00	218,461.16	0.00	1,961,845.21	0.00	1,888,000.00
Maintenance and Other Operating Expenses		0.00	0.00	0.00	0.00	218,462.63	0.00	0.00	0.00	0.00	218,462.63	218,461.16	0.00	0.00	0.00	218,461.16	218,461.16	0.00	0.00	0.00	218,461.16	0.00	1.47	0.00	0.00
Training and Scholarship Expenses		0.00	0.00	0.00	0.00	0.60	0.00	0.00	0.00	0.00	0.60	0.00	0.00	0.00	0.00	0.00	0.00	0.00	0.00	0.00	0.00	0.00	0.60	0.00	0.00
Training Expenses	5020201000	0.00	0.00	0.00	0.00	0.42	0.00	0.00	0.00	0.00	0.42	0.00	0.00	0.00	0.00	0.00	0.00	0.00	0.00	0.00	0.00	0.00	0.42	0.00	0.00
Training Expenses	5020201002	0.00	0.00	0.00	0.00	0.42	0.00	0.00	0.00	0.00	0.42	0.00	0.00	0.00	0.00	0.00	0.00	0.00	0.00	0.00	0.00	0.00	0.42	0.00	0.00
Scholarship Grants/Expenses	5020202000	0.00	0.00	0.00	0.00	0.18	0.00	0.00	0.00	0.00	0.18	0.00	0.00	0.00	0.00	0.00	0.00	0.00	0.00	0.00	0.00	0.00	0.18	0.00	0.00
Communication Expenses		0.00	0.00	0.00	0.00	0.45	0.00	0.00	0.00	0.00	0.45	0.00	0.00	0.00	0.00	0.00	0.00	0.00	0.00	0.00	0.00	0.00	0.45	0.00	0.00
Telephone Expenses	5020502000	0.00	0.00	0.00	0.00	0.45	0.00	0.00	0.00	0.00	0.45	0.00	0.00	0.00	0.00	0.00	0.00	0.00	0.00	0.00	0.00	0.00	0.45	0.00	0.00
Mobile	5020502001	0.00	0.00	0.00	0.00	0.45	0.00	0.00	0.00	0.00	0.45	0.00	0.00	0.00	0.00	0.00	0.00	0.00	0.00	0.00	0.00	0.00	0.45	0.00	0.00
Confidential, Intelligence and Extraordinary		0.00	0.00	0.00	0.00	0.42	0.00	0.00	0.00	0.00	0.42	0.00	0.00	0.00	0.00	0.00	0.00	0.00	0.00	0.00	0.00	0.00	0.42	0.00	0.00
Extraordinary and Miscellaneous Expenses	5021003000	0.00	0.00	0.00	0.00	0.42	0.00	0.00	0.00	0.00	0.42	0.00	0.00	0.00	0.00	0.00	0.00	0.00	0.00	0.00	0.00	0.00	0.42	0.00	0.00
General Services		0.00	0.00	0.00	0.00	218,461.16	0.00	0.00	0.00	0.00	218,461.16	218,461.16	0.00	0.00	0.00	218,461.16	218,461.16	0.00	0.00	0.00	218,461.16	0.00	0.00	0.00	0.00
Janitorial Services	5021202000	0.00	0.00	0.00	0.00	10,470.80	0.00	0.00	0.00	0.00	10,470.80	10,470.80	0.00	0.00	0.00	10,470.80	10,470.80	0.00	0.00	0.00	10,470.80	0.00	0.00	0.00	0.00
Security Services	5021203000	0.00	0.00	0.00	0.00	207,990.36	0.00	0.00	0.00	0.00	207,990.36	207,990.36	0.00	0.00	0.00	207,990.36	207,990.36	0.00	0.00	0.00	207,990.36	0.00	0.00	0.00	0.00
Capital Outlays		0.00	0.00	0.00	0.00	3,849,843.74	0.00	0.00	0.00	0.00	3,849,843.74	1,888,000.00	0.00	0.00	0.00	1,888,000.00	0.00	0.00	0.00	0.00	0.00	0.00	1,961,843.74	0.00	1,888,000.00
Property, Plant and Equipment Outlay		0.00	0.00	0.00	0.00	3,849,843.74	0.00	0.00	0.00	0.00	3,849,843.74	1,888,000.00	0.00	0.00	0.00	1,888,000.00	0.00	0.00	0.00	0.00	0.00	0.00	1,961,843.74	0.00	1,888,000.00
Buildings and Other Structures	5060404000	0.00	0.00	0.00	0.00	246,893.74	0.00	0.00	0.00	0.00	246,893.74	0.00	0.00	0.00	0.00	0.00	0.00	0.00	0.00	0.00	0.00	0.00	246,893.74	0.00	0.00
School Buildings	5060404002	0.00	0.00	0.00	0.00	246,893.74	0.00	0.00	0.00	0.00	246,893.74	0.00	0.00	0.00	0.00	0.00	0.00	0.00	0.00	0.00	0.00	0.00	246,893.74	0.00	0.00
Machinery and Equipment Outlay	5060405000	0.00	0.00	0.00	0.00	3,001,000.00	0.00	0.00	0.00	0.00	3,001,000.00	1,888,000.00	0.00	0.00	0.00	1,888,000.00	0.00	0.00	0.00	0.00	0.00	0.00	1,113,000.00	0.00	1,888,000.00
Technical and Scientific Equipment	5060405014	0.00	0.00	0.00	0.00	3,001,000.00	0.00	0.00	0.00	0.00	3,001,000.00	1,888,000.00	0.00	0.00	0.00	1,888,000.00	0.00	0.00	0.00	0.00	0.00	0.00	1,113,000.00	0.00	1,888,000.00
Transportation Equipment Outlay	5060406000	0.00	0.00	0.00	0.00	601,950.00	0.00	0.00	0.00	0.00	601,950.00	0.00	0.00	0.00	0.00	0.00	0.00	0.00	0.00	0.00	0.00	0.00	601,950.00	0.00	0.00
Motor Vehicles	5060406001	0.00	0.00	0.00	0.00	601,950.00	0.00	0.00	0.00	0.00	601,950.00	0.00	0.00	0.00	0.00	0.00	0.00	0.00	0.00	0.00	0.00	0.00	601,950.00	0.00	0.00
GRAND TOTAL		1,000,000.00	0.00	1,000,000.00	0.00	4,068,306.37	0.00	0.00	0.00	0.00	4,068,306.37	2,106,461.16	0.00	0.00	0.00	2,106,461.16	218,461.16	0.00	0.00	0.00	218,461.16	1,000,000.00	1,961,845.21	0.00	1,888,000.00

Certified Correct:
 Digitally signed by Paduga Gene Michelle Santos
 Date: 2026.04.27 13:00:43 +08'00'
 GENE MICHELLE S. PADUGA
 BUDGET OFFICER
 Date: April 24, 2026 10:18 PM

Certified Correct:
 Digitally signed by Althea Gleen C. Teodoro
 Date: 2026.04.27 10:18:00
 ALTHEA GLEEN C. TEODORA
 OIC - ACCOUNTING OFFICE
 Date: April 24, 2026 10:18 PM

Recommending Approval By:
 Digitally signed by RIA S. SARIEGO
 Date: 2026.04.28 12:28:00
 RIA S. SARIEGO
 VP FOR ADMIN AND FINANCE
 Date: April 24, 2026 10:22 PM

Approved By:
 Digitally signed by Liao Amabel Siose
 Date: 2026.04.28 17:41:21+08'00'
 AMABEL S. LIAO, PH.D.
 SUC PRESIDENT
 Date: April 24, 2026 10:24 PM