


FY 2025 PHYSICAL PLAN


Department : State Universities and Colleges (SUCs)
 Agency/Entity : Western Philippine University
 Operating Unit : < Not applicable >
 Organization Code (UACS) : 06 046 000000


Particulars	UACS CODE	Current Year Accomplishments			Physical Target (Budget Year)					Variance	Remarks
		Actual January 1 - September 30	Estimate October 1 - December 30	Total	Total	1st Quarter	2nd Quarter	3rd Quarter	4th Quarter		
1	2	3	4	5=3+4	6=7+8+9+10	7	8	9	10	11	12
HIGHER EDUCATION PROGRAM	310100000000000										
Outcome Indicator(s)											
1. Percentage of first-time licensure exam takers that pass the licensure exams		76%	53%	53%	54%	54%	54%	54%	54%	1%	Cumulative
2. Percentage of graduates (2 years prior) that are employed			71%	71%	71%				71%	0%	
Output Indicator(s)											
1. Percentage of undergraduate students enrolled in CHED-identified and RDC-identified priority programs		91%		91%	76%				76%	-15%	Enrolment during first semester
2. Percentage of undergraduate programs with accreditation			84%	84%	87.50%				87.50%	3.50%	
ADVANCED EDUCATION PROGRAM	320100000000000										
Outcome Indicator(s)											
1. Percentage of graduate school faculty engaged in research work applied in any of the following:			24%	24%	25%				25%	1%	
a. pursuing advanced research degree programs (Ph.D.) or											
b. actively pursuing in the last three (3) years (investigative research, basic and applied scientific research, policy research, social science research) or											
c. producing technologies for commercialization or livelihood improvement or											
d. whose research work resulted in an extension program											
Output Indicator(s)											
1. Percentage of graduate students enrolled in research degree programs		100%		100%	100%				100%	0%	Enrolment during first semester
2. Percentage of accredited graduate											


Department : State Universities and Colleges (SUCs)
 Agency/Entity : Western Philippines University
 Operating Unit : < not applicable >
 Organization Code (UACS) : 00 048 000000

Particulars	UACS CODE	Current Year Accomplishments				Physical Target (Budget Year)				Variance	Remarks
		Actual January 1 - September 30	Estimate October 1 - December 30	Total	Total	1st Quarter	2nd Quarter	3rd Quarter	4th Quarter		
1	2	3	4	5=3+4	6=7+8+9+10	7	8	9	10	11	12
programs			38.46%	38.46%	42.86%				42.86%	4.40%	
RESEARCH PROGRAM	32020000000000										
Outcome Indicator(s)											
1. Number of research outputs in the last three years utilized by the industry or by other beneficiaries				1	1	1				1	0
Output Indicator(s)											
1. Number of research outputs completed within the year		22	18	40	42	8	10	12	12	2	
2. Percentage of research outputs published in internationally-referenced or CHED recognized journal within the year		19%	19%	19%	19%	4.76%	9.5%	14.25%	19%	0%	Cumulative
TECHNICAL ADVISORY EXTENSION PROGRAM	33010000000000										
Outcome Indicator(s)											
1. Number of active partnerships with LGUs, industries, NGOs, NGAs, SMEs, and other stakeholders as a result of extension activities			8	29	29	30	5	10	20	30	1 Cumulative
Output Indicator(s)											
1. Number of trainees weighted by the length of training		1,912	2,514	4,426	4,427	500	500	1,727	1,700	1	
2. Number of extension programs organized and supported consistent with the SUC's mandated and priority programs		26	26	26	21	21	21	21	21	-5	Cumulative
3. Percentage of beneficiaries who rate the training course/s as satisfactory or higher in terms of quality and relevance		100%	99.50%	99.50%	99.50%	99.50%	99.50%	99.50%	99.50%	0%	Cumulative

Certified Correct:

 MARY JANE M. RAIBING
 Planning Officer
 Date: January 27, 2025 01:06 PM

Certified Correct:

 GENE MICHELLE S. PADUGA
 Budget Officer
 Date: January 27, 2025 01:06 PM

Recommending Approval By:

 LITA B. BOY-SOP
 Vice President for Academic Affairs
 Date: January 27, 2025 01:44 PM

Approved By:

 ISABEL S. LUGO
 SUC President III
 Date: January 27, 2025 01:46 PM