



**QUARTERLY REPORT OF REVENUE AND OTHER RECEIPTS**  
As at the Quarter Ending June 30, 2024


Department : State Universities and Colleges (SUCs)  
 Agency/Entity : Western Philippines University  
 Operating Unit : < not applicable >  
 Organization Code (UACS) : 08 048 0000000  
 Fund Cluster : 01 - Regular Agency Fund

| Classification/Sources of Revenue and Other Receipts         | UACS CODE  | REVENUE TARGET (Annual) per BESF | Actual Revenue and Other Receipts Collections |                            |                                 |                                |             | Cumulative Remittance/Deposits to Date |                     |           | Variance     |              | Remarks |    |
|--|------------|----------------------------------|---|----------------------------|---------------------------------|--------------------------------|-------------|--|---------------------|-----------|--------------|--------------|---------|----|
|  |            |                                  | 1st Quarter Ending March 31                   | 2nd Quarter Ending June 30 | 3rd Quarter Ending September 30 | 4th Quarter Ending December 31 | Total       | Remittance to BTr                      | Deposited with AGDB | Total     | Amount       | %            |         |    |
|  |            |                                  | 4   | 5                          | 6                               | 7                              | 8=(4+5+6+7) | 9                                      | 10                  | 11=(9+10) | 12=(8-3)     | 13=(12/3)    |         | 14 |
| <b>Regular Agency Fund</b>                                   |            | 0.00                             | 1,525,886.66                                  | 711,266.99                 | 0.00                            | 0.00                           | 0.00        | 2,236,953.65                           | 2,182,819.67        | 0.00      | 2,182,819.67 | 2,236,953.65 | 0%      |    |
| Revenue Collections  |            | 0.00                             | 3,812.39                                      | 0.00                       | 0.00                            | 0.00                           | 0.00        | 3,812.39                               | 3,812.39            | 0.00      | 3,812.39     | 3,812.39     | 0%      |    |
| Cash Revenue   |            | 0.00                             | 3,812.39                                      | 0.00                       | 0.00                            | 0.00                           | 0.00        | 3,812.39                               | 3,812.39            | 0.00      | 3,812.39     | 3,812.39     | 0%      |    |
| Non-Tax  |            | 0.00                             | 3,812.39                                      | 0.00                       | 0.00                            | 0.00                           | 0.00        | 3,812.39                               | 3,812.39            | 0.00      | 3,812.39     | 3,812.39     | 0%      |    |
| Miscellaneous Income   | 4060999000 | 0.00                             | 3,812.39                                      | 0.00                       | 0.00                            | 0.00                           | 0.00        | 3,812.39                               | 3,812.39            | 0.00      | 3,812.39     | 3,812.39     | 0%      |    |
| Non-Revenue Collections/Other Receipts                       |            | 0.00                             | 1,521,874.27                                  | 711,266.99                 | 0.00                            | 0.00                           | 0.00        | 2,233,141.26                           | 2,179,007.28        | 0.00      | 2,179,007.28 | 2,233,141.26 | 0%      |    |
| Cash Receipts  |            | 0.00                             | 1,521,874.27                                  | 657,133.19                 | 0.00                            | 0.00                           | 0.00        | 2,179,007.46                           | 2,179,007.28        | 0.00      | 2,179,007.28 | 2,179,007.46 | 0%      |    |
| Others   |            | 0.00                             | 256,804.22                                    | 18,183.29                  | 0.00                            | 0.00                           | 0.00        | 274,987.51                             | 274,987.33          | 0.00      | 274,987.33   | 274,987.51   | 0%      |    |
| Receivables - Disallowances/Charges                          | 1030501000 | 0.00                             | 14,275.11                                     | 14,275.11                  | 0.00                            | 0.00                           | 0.00        | 28,550.22                              | 28,550.22           | 0.00      | 28,550.22    | 28,550.22    | 0%      |    |
| Due from Officers and Employees                              | 1030502000 | 0.00                             | 0.00  | 0.00                       | 0.00                            | 0.00                           | 0.00        | 0.00                                   | 0.00                | 0.00      | 0.00         | 0.00         | 0%      |    |
| Other Receivables  | 1030599000 | 0.00                             | 210,708.09                                    | 0.00                       | 0.00                            | 0.00                           | 0.00        | 210,708.09                             | 210,708.09          | 0.00      | 210,708.09   | 210,708.09   | 0%      |    |
| Advances for Special Disbursing Officer                      | 1990103000 | 0.00                             | 0.00  | 0.00                       | 0.00                            | 0.00                           | 0.00        | 0.00                                   | 0.00                | 0.00      | 0.00         | 0.00         | 0%      |    |
| Advances to Officers and Employees                           | 1990104000 | 0.00                             | 31,821.02                                     | 3,908.18                   | 0.00                            | 0.00                           | 0.00        | 35,729.20                              | 35,729.02           | 0.00      | 35,729.02    | 35,729.20    | 0%      |    |
| Collections effected through outright deductions from claims |            | 0.00                             | 1,285,070.05                                  | 638,949.90                 | 0.00                            | 0.00                           | 0.00        | 1,904,019.95                           | 1,904,019.95        | 0.00      | 1,904,019.95 | 1,904,019.95 | 0%      |    |
| Miscellaneous Income   | 4060999000 | 0.00                             | 1,285,070.05                                  | 638,949.90                 | 0.00                            | 0.00                           | 0.00        | 1,904,019.95                           | 1,904,019.95        | 0.00      | 1,904,019.95 | 1,904,019.95 | 0%      |    |
| Non-Cash Receipts  |            | 0.00                             | 0.00  | 54,133.80                  | 0.00                            | 0.00                           | 0.00        | 54,133.80                              | 0.00                | 0.00      | 0.00         | 54,133.80    | 0%      |    |
| Collections effected through outright deductions from claims |            | 0.00                             | 0.00  | 54,133.80                  | 0.00                            | 0.00                           | 0.00        | 54,133.80                              | 0.00                | 0.00      | 0.00         | 54,133.80    | 0%      |    |
| Miscellaneous Income   | 4060999000 | 0.00                             | 0.00  | 54,133.80                  | 0.00                            | 0.00                           | 0.00        | 54,133.80                              | 0.00                | 0.00      | 0.00         | 54,133.80    | 0%      |    |
| <b>GRAND TOTAL</b>   |            | 0.00                             | 1,525,886.66                                  | 711,266.99                 | 0.00                            | 0.00                           | 0.00        | 2,236,953.65                           | 2,182,819.67        | 0.00      | 2,182,819.67 | 2,236,953.65 | 0%      |    |

Certified Correct:  
  
 AMYR LIEN V. MIRANDA  
 OIC, Accounting Office  
 Date: July 24, 2024 10:54 AM

Certified Correct:  
 \_\_\_\_\_  
 Date: July 24, 2024 10:54 AM


Recommending Approval By:  
  
 RIA S. SARIEGO  
 VP FOR ADMIN AND FINANCE  
 Date: July 24, 2024 10:59 AM

Approved By:  
  
 AMABEL S. LIAO, PHD  
 HEAD OF AGENCY  
 Date: July 24, 2024 11:01 AM


**QUARTERLY REPORT OF REVENUE AND OTHER RECEIPTS**  
As at the Quarter Ending June 30, 2024


Department : State Universities and Colleges (SUCs)  
 Agency/Entity : Western Philippines University  
 Operating Unit : < not applicable >  
 Organization Code (UACS) : 08 048 0000000  
 Fund Cluster : 02 - Foreign Assisted Projects Fund

| Classification/Sources of Revenue and Other Receipts | UACS CODE | REVENUE TARGET (Annual) per BESF | Actual Revenue and Other Receipts Collections |                            |                                 |                                |             | Cumulative Remittance/Deposits to Date |                     |           | Variance |           | Remarks |
|--|-----------|----------------------------------|---|----------------------------|---------------------------------|--------------------------------|-------------|--|---------------------|-----------|----------|-----------|---------|
|  |           |                                  | 1st Quarter Ending March 31                   | 2nd Quarter Ending June 30 | 3rd Quarter Ending September 30 | 4th Quarter Ending December 31 | Total       | Remittance to BTr                      | Deposited with AGDB | Total     | Amount   | %         |         |
| 1  | 2         | 3                                | 4   | 5                          | 6                               | 7                              | 8=(4+5+6+7) | 9                                      | 10                  | 11=(9+10) | 12=(8-3) | 13=(12/3) | 14      |
| <b>**NOT APPLICABLE**</b>                            |           |                                  |   |                            |                                 |                                |             |  |                     |           |          |           |         |

Certified Correct:  
  
 AMYR LIEN V. MIRANDA  
 OIC, Accounting Office  
 Date: July 24, 2024 10:54 AM

Certified Correct:  
 \_\_\_\_\_  
 Date: July 24, 2024 10:54 AM

Recommending Approval By:  
  
 RIA S. SARIEGO  
 VP FOR ADMIN AND FINANCE  
 Date: July 24, 2024 10:59 AM


Approved By:  
  
 AMABEL S. LIAO, PHD  
 HEAD OF AGENCY  
 Date: July 24, 2024 11:01 AM

**QUARTERLY REPORT OF REVENUE AND OTHER RECEIPTS**  
As at the Quarter Ending June 30, 2024

Department : State Universities and Colleges (SUCs)  
 Agency/Entity : Western Philippines University  
 Operating Unit : < not applicable >  
 Organization Code (UACS) : 08 048 0000000  
 Fund Cluster : 03 - Special Account - Locally Funded/Domestic Grants Fund


| Classification/Sources of Revenue and Other Receipts | UACS CODE | REVENUE TARGET (Annual) per BESF | Actual Revenue and Other Receipts Collections |                            |                                 |                                |             | Cumulative Remittance/Deposits to Date |                     |           | Variance |           | Remarks |
|--|-----------|----------------------------------|---|----------------------------|---------------------------------|--------------------------------|-------------|--|---------------------|-----------|----------|-----------|---------|
|  |           |                                  | 1st Quarter Ending March 31                   | 2nd Quarter Ending June 30 | 3rd Quarter Ending September 30 | 4th Quarter Ending December 31 | Total       | Remittance to BTr                      | Deposited with AGDB | Total     | Amount   | %         |         |
| 1  | 2         | 3                                | 4   | 5                          | 6                               | 7                              | 8=(4+5+6+7) | 9                                      | 10                  | 11=(9+10) | 12=(8-3) | 13=(12/3) | 14      |

\*\*NOT APPLICABLE\*\*

Certified Correct:  
  
 AMYR LEN V. MIRANDA  
 OIC, Accounting Office  
 Date: July 24, 2024 10:54 AM

Certified Correct:  
 \_\_\_\_\_  
 Date: July 24, 2024 10:54 AM


Recommending Approval By:  
  
 RIA S. SARIEGO  
 VP FOR ADMIN AND FINANCE  
 Date: July 24, 2024 10:59 AM

Approved By:  
  
 AMABEL S. LIAO, PHD  
 HEAD OF AGENCY  
 Date: July 24, 2024 11:01 AM

**QUARTERLY REPORT OF REVENUE AND OTHER RECEIPTS**  
As at the Quarter Ending June 30, 2024


Department : State Universities and Colleges (SUCs)  
 Agency/Entity : Western Philippines University  
 Operating Unit : < not applicable >  
 Organization Code (UACS) : 08 048 0000000  
 Fund Cluster : 04 - Special Account - Foreign Assisted/Foreign Grants Fund

| Classification/Sources of Revenue and Other Receipts | UACS CODE | REVENUE TARGET (Annual) per BESF | Actual Revenue and Other Receipts Collections |                            |                                 |                                |             | Cumulative Remittance/Deposits to Date |                     |           | Variance |           | Remarks |
|--|-----------|----------------------------------|---|----------------------------|---------------------------------|--------------------------------|-------------|--|---------------------|-----------|----------|-----------|---------|
|  |           |                                  | 1st Quarter Ending March 31                   | 2nd Quarter Ending June 30 | 3rd Quarter Ending September 30 | 4th Quarter Ending December 31 | Total       | Remittance to BTr                      | Deposited with AGDB | Total     | Amount   | %         |         |
| 1  | 2         | 3                                | 4   | 5                          | 6                               | 7                              | 8=(4+5+6+7) | 9                                      | 10                  | 11=(9+10) | 12=(8-3) | 13=(12/3) | 14      |
| **NOT APPLICABLE**                                   |           |                                  |   |                            |                                 |                                |             |  |                     |           |          |           |         |

Certified Correct:  
  
 AMYR LLEN V. MIRANDA  
 OIC, Accounting Office  
 Date: July 24, 2024 10:54 AM

Certified Correct:  
 \_\_\_\_\_  
 Date: July 24, 2024 10:54 AM


Recommending Approval By:  
  
 RIA S. SARIEGO  
 VP FOR ADMIN AND FINANCE  
 Date: July 24, 2024 10:59 AM

Approved By:  
  
 AMABEL S. LIAO, PHD  
 HEAD OF AGENCY  
 Date: July 24, 2024 11:01 AM

**QUARTERLY REPORT OF REVENUE AND OTHER RECEIPTS**  
As at the Quarter Ending June 30, 2024


Department : State Universities and Colleges (SUCs)  
 Agency/Entity : Western Philippines University  
 Operating Unit : < not applicable >  
 Organization Code (UACS) : 08 048 0000000  
 Fund Cluster : 05 - Internally Generated Funds

| Classification/Sources of Revenue and Other Receipts      | UACS CODE  | REVENUE TARGET (Annual) per BESF | Actual Revenue and Other Receipts Collections |                            |                                 |                                |                | Cumulative Remittance/Deposits to Date |                     |               | Variance        |           | Remarks |
|---|------------|----------------------------------|---|----------------------------|---------------------------------|--------------------------------|----------------|--|---------------------|---------------|-----------------|-----------|---------|
|   |            |                                  | 1st Quarter Ending March 31                   | 2nd Quarter Ending June 30 | 3rd Quarter Ending September 30 | 4th Quarter Ending December 31 | Total          | Remittance to BTR                      | Deposited with AGDB | Total         | Amount          | %         |         |
| 1   | 2          | 3                                | 4   | 5                          | 6                               | 7                              | 8=(4+5+6+7)    | 9                                      | 10                  | 11=(9+10)     | 12=(8-3)        | 13=(12/3) | 14      |
| <b>Internally Generated Funds</b>                         |            | 156,364,027.24                   | 75,790,450.15                                 | 65,224,311.24              | 0.00                            | 0.00                           | 141,014,761.39 | 277,226.31                             | 79,766,375.08       | 80,043,601.39 | (15,349,265.85) |           | -10 %   |
| Revenue Collections                                       |            | 156,364,027.24                   | 3,816,250.11                                  | 64,375,230.82              | 0.00                            | 0.00                           | 68,191,480.93  | 0.00                                   | 7,220,320.93        | 7,220,320.93  | (88,172,546.31) |           | -56 %   |
| Cash Revenue  |            | 156,364,027.24                   | 3,816,250.11                                  | 64,375,230.82              | 0.00                            | 0.00                           | 68,191,480.93  | 0.00                                   | 7,220,320.93        | 7,220,320.93  | (88,172,546.31) |           | -56 %   |
| Non-Tax   |            | 156,364,027.24                   | 3,816,250.11                                  | 64,375,230.82              | 0.00                            | 0.00                           | 68,191,480.93  | 0.00                                   | 7,220,320.93        | 7,220,320.93  | (88,172,546.31) |           | -56 %   |
| Certification Fees  | 4020104002 | 446,127.00                       | 119,100.00                                    | 182,845.00                 | 0.00                            | 0.00                           | 301,945.00     | 0.00                                   | 301,945.00          | 301,945.00    | (144,182.00)    |           | -32 %   |
| Fines and Penalties - Service Income                      | 4020114000 | 9,136.71                         | 11,385.00                                     | 3,792.00                   | 0.00                            | 0.00                           | 15,177.00      | 0.00                                   | 15,177.00           | 15,177.00     | 6,040.29        |           | 66 %    |
| Other Service Income                                      | 4020199099 | 654,807.39                       | 231,522.80                                    | 217,757.81                 | 0.00                            | 0.00                           | 449,280.61     | 0.00                                   | 444,120.61          | 444,120.61    | (205,526.78)    |           | -31 %   |
| Tuition Fees  | 4020201001 | 92,819,253.36                    | 1,069,618.00                                  | 33,938,085.00              | 0.00                            | 0.00                           | 35,007,703.00  | 0.00                                   | 1,264,103.00        | 1,264,103.00  | (57,811,550.36) |           | -62 %   |
| Income Collected from Students                            | 4020201002 | 46,030,270.14                    | 1,163,955.00                                  | 28,185,890.00              | 0.00                            | 0.00                           | 29,349,845.00  | 0.00                                   | 2,127,445.00        | 2,127,445.00  | (16,680,425.14) |           | -36 %   |
| Other School Fees   | 4020201099 | 10,202,476.50                    | 234,025.00                                    | 197,875.00                 | 0.00                            | 0.00                           | 431,900.00     | 0.00                                   | 431,900.00          | 431,900.00    | (9,770,576.50)  |           | -96 %   |
| Rent/Lease Income   | 4020205000 | 350,375.13                       | 145,780.50                                    | 104,259.00                 | 0.00                            | 0.00                           | 250,039.50     | 0.00                                   | 250,039.50          | 250,039.50    | (100,335.63)    |           | -29 %   |
| Income from Hostels/Dormitories and other Like facilities | 4020213000 | 698,374.47                       | 350,409.07                                    | 318,149.45                 | 0.00                            | 0.00                           | 668,558.52     | 0.00                                   | 668,558.52          | 668,558.52    | (29,815.95)     |           | -4 %    |
| Interest on NG Deposits                                   | 4020221001 | 0.00                             | 92,157.54                                     | 9,745.36                   | 0.00                            | 0.00                           | 101,902.90     | 0.00                                   | 101,902.90          | 101,902.90    | 101,902.90      |           | 0 %     |
| Fines and Penalties - Business Income                     | 4020223000 | 0.00                             | 0.00  | 6,776.00                   | 0.00                            | 0.00                           | 6,776.00       | 0.00                                   | 6,776.00            | 6,776.00      | 6,776.00        |           | 0 %     |
| Other Business Income                                     | 4020299099 | 4,883,278.37                     | 371,172.20                                    | 1,207,885.52               | 0.00                            | 0.00                           | 1,579,057.72   | 0.00                                   | 1,579,057.72        | 1,579,057.72  | (3,304,220.65)  |           | -68 %   |
| Miscellaneous Income                                      | 4060999000 | 269,928.17                       | 27,125.00                                     | 2,170.68                   | 0.00                            | 0.00                           | 29,295.68      | 0.00                                   | 29,295.68           | 29,295.68     | (240,632.49)    |           | -89 %   |
| Non-Revenue Collections/Other Receipts                    |            | 0.00                             | 71,974,200.04                                 | 849,080.42                 | 0.00                            | 0.00                           | 72,823,280.46  | 277,226.31                             | 72,546,054.15       | 72,823,280.46 | 72,823,280.46   |           | 0 %     |
| Cash Receipts   |            | 0.00                             | 71,974,200.04                                 | 849,080.42                 | 0.00                            | 0.00                           | 72,823,280.46  | 277,226.31                             | 72,546,054.15       | 72,823,280.46 | 72,823,280.46   |           | 0 %     |
| Others  |            | 0.00                             | 71,974,200.04                                 | 849,080.42                 | 0.00                            | 0.00                           | 72,823,280.46  | 277,226.31                             | 72,546,054.15       | 72,823,280.46 | 72,823,280.46   |           | 0 %     |
| Accounts Receivable                                       | 1030101000 | 0.00                             | 70,916,579.80                                 | 527,461.78                 | 0.00                            | 0.00                           | 71,444,041.58  | 0.00                                   | 71,444,041.58       | 71,444,041.58 | 71,444,041.58   |           | 0 %     |
| Other Receivables   | 1030599000 | 0.00                             | 278,296.31                                    | 1,767.20                   | 0.00                            | 0.00                           | 280,063.51     | 277,226.31                             | 2,837.20            | 280,063.51    | 280,063.51      |           | 0 %     |
| Advances for Special Disbursing Officer                   | 1990103000 | 0.00                             | 95,773.33                                     | 85,390.28                  | 0.00                            | 0.00                           | 181,163.61     | 0.00                                   | 181,163.61          | 181,163.61    | 181,163.61      |           | 0 %     |
| Advances to Officers and Employees                        | 1990104000 | 0.00                             | 49,121.87                                     | 7,638.00                   | 0.00                            | 0.00                           | 56,759.87      | 0.00                                   | 56,759.87           | 56,759.87     | 56,759.87       |           | 0 %     |
| Due to BIR  | 2020101000 | 0.00                             | 260,641.10                                    | 226,823.16                 | 0.00                            | 0.00                           | 487,464.26     | 0.00                                   | 487,464.26          | 487,464.26    | 487,464.26      |           | 0 %     |
| Other Deferred Credits                                    | 2050199000 | 0.00                             | 373,787.63                                    | 0.00                       | 0.00                            | 0.00                           | 373,787.63     | 0.00                                   | 373,787.63          | 373,787.63    | 373,787.63      |           | 0 %     |
| <b>GRAND TOTAL</b>  |            | 156,364,027.24                   | 75,790,450.15                                 | 65,224,311.24              | 0.00                            | 0.00                           | 141,014,761.39 | 277,226.31                             | 79,766,375.08       | 80,043,601.39 | (15,349,265.85) |           | -10 %   |

Certified Correct:  
  
 AMYR LIE V. MIRANDA  
 OIC, Accounting Office  
 Date: July 24, 2024 10:54 AM

Certified Correct:  
 \_\_\_\_\_  
 Date: July 24, 2024 10:54 AM


Recommending Approval By:  
  
 RIA S. SARIEGO  
 VP FOR ADMIN AND FINANCE  
 Date: July 24, 2024 10:59 AM

Approved By:  
  
 AMABEL S. LIAO, PHD  
 HEAD OF AGENCY  
 Date: July 24, 2024 11:01 AM


**QUARTERLY REPORT OF REVENUE AND OTHER RECEIPTS**  
As at the Quarter Ending June 30, 2024


Department : State Universities and Colleges (SUCs)  
 Agency/Entity : Western Philippines University  
 Operating Unit : < not applicable >  
 Organization Code (UACS) : 08 048 0000000  
 Fund Cluster : 06 - Business Related Funds

| Classification/Sources of Revenue and Other Receipts | UACS CODE | REVENUE TARGET (Annual) per BESF | Actual Revenue and Other Receipts Collections |                            |                                 |                                |             | Cumulative Remittance/Deposits to Date |                     |           | Variance |           | Remarks |
|--|-----------|----------------------------------|---|----------------------------|---------------------------------|--------------------------------|-------------|--|---------------------|-----------|----------|-----------|---------|
|  |           |                                  | 1st Quarter Ending March 31                   | 2nd Quarter Ending June 30 | 3rd Quarter Ending September 30 | 4th Quarter Ending December 31 | Total       | Remittance to BTr                      | Deposited with AGDB | Total     | Amount   | %         |         |
| 1  | 2         | 3                                | 4   | 5                          | 6                               | 7                              | 8=(4+5+6+7) | 9                                      | 10                  | 11=(9+10) | 12=(8-3) | 13=(12/3) | 14      |
| <b>**NOT APPLICABLE**</b>                            |           |                                  |   |                            |                                 |                                |             |  |                     |           |          |           |         |

Certified Correct:  
  
 AMYR IVEN V. MIRANDA  
 OIC, Accounting Office  
 Date: July 24, 2024 10:54 AM

Certified Correct:  
 \_\_\_\_\_  
 Date: July 24, 2024 10:54 AM


Recommending Approval By:  
  
 RIA S. SARIEGO  
 VP FOR ADMIN AND FINANCE  
 Date: July 24, 2024 10:59 AM

Approved By:  
  
 AWABEL S. LIAO, PHD  
 HEAD OF AGENCY  
 Date: July 24, 2024 11:01 AM

**QUARTERLY REPORT OF REVENUE AND OTHER RECEIPTS**  
As at the Quarter Ending June 30, 2024

Department : State Universities and Colleges (SUCs)  
 Agency/Entity : Western Philippines University  
 Operating Unit : < not applicable >  
 Organization Code (UACS) : 08 048 0000000  
 Fund Cluster : 07 - Trust Receipts

| Classification/Sources of Revenue and Other Receipts                        | UACS CODE | REVENUE TARGET (Annual) per BESF | Actual Revenue and Other Receipts Collections |                            |                                 |                                |              | Cumulative Remittance/Deposits to Date |                     |              | Variance     |           | Remarks |
|---|-----------|----------------------------------|---|----------------------------|---------------------------------|--------------------------------|--------------|--|---------------------|--------------|--------------|-----------|---------|
|   |           |                                  | 1st Quarter Ending March 31                   | 2nd Quarter Ending June 30 | 3rd Quarter Ending September 30 | 4th Quarter Ending December 31 | Total        | Remittance to BTr                      | Deposited with AGDB | Total        | Amount       | %         |         |
| 1   | 2         | 3                                | 4   | 5                          | 6                               | 7                              | 8=(4+5+6+7)  | 9                                      | 10                  | 11=(9+10)    | 12=(8-3)     | 13=(12/3) | 14      |
| <b>Trust Receipts</b>   |           | 0.00                             | 5,013,244.57                                  | 3,629,031.78               | 0.00                            | 0.00                           | 8,642,276.35 | 0.00                                   | 8,642,276.35        | 8,642,276.35 | 8,642,276.35 | 0 %       |         |
| Trust Receipts Deposited with Authorized Government Depository Banks (AGDB) |           | 0.00                             | 5,013,244.57                                  | 3,629,031.78               | 0.00                            | 0.00                           | 8,642,276.35 | 0.00                                   | 8,642,276.35        | 8,642,276.35 | 8,642,276.35 | 0 %       |         |
| Sale of Bidding Documents   |           | 0.00                             | 24,000.00                                     | 0.00                       | 0.00                            | 0.00                           | 24,000.00    | 0.00                                   | 24,000.00           | 24,000.00    | 24,000.00    | 0 %       |         |
| Trust Liabilities   |           | 0.00                             | 3,161,643.07                                  | 2,877,071.78               | 0.00                            | 0.00                           | 6,038,714.85 | 0.00                                   | 6,038,714.85        | 6,038,714.85 | 6,038,714.85 | 0 %       |         |
| Due to NGAs - TES/Tulong Dunong   |           | 0.00                             | 197,601.50                                    | 0.00                       | 0.00                            | 0.00                           | 197,601.50   | 0.00                                   | 197,601.50          | 197,601.50   | 197,601.50   | 0 %       |         |
| Due to LGUs - Municipality of El Nido Palawan                               |           | 0.00                             | 1,580,000.00                                  | 0.00                       | 0.00                            | 0.00                           | 1,580,000.00 | 0.00                                   | 1,580,000.00        | 1,580,000.00 | 1,580,000.00 | 0 %       |         |
| Due to LGUs - Municipality of Taytay Palawan                                |           | 0.00                             | 50,000.00                                     | 0.00                       | 0.00                            | 0.00                           | 50,000.00    | 0.00                                   | 50,000.00           | 50,000.00    | 50,000.00    | 0 %       |         |
| Due to NGAs - DOST MIMAROPA REGION  |           | 0.00                             | 0.00  | 370,000.00                 | 0.00                            | 0.00                           | 370,000.00   | 0.00                                   | 370,000.00          | 370,000.00   | 370,000.00   | 0 %       |         |
| Due to LGUs - Municipality of Quezon Palawan                                |           | 0.00                             | 0.00  | 375,000.00                 | 0.00                            | 0.00                           | 375,000.00   | 0.00                                   | 375,000.00          | 375,000.00   | 375,000.00   | 0 %       |         |
| Due to NGAs   |           | 0.00                             | 0.00  | 6,960.00                   | 0.00                            | 0.00                           | 6,960.00     | 0.00                                   | 6,960.00            | 6,960.00     | 6,960.00     | 0 %       |         |
| <b>GRAND TOTAL</b>  |           | 0.00                             | 5,013,244.57                                  | 3,629,031.78               | 0.00                            | 0.00                           | 8,642,276.35 | 0.00                                   | 8,642,276.35        | 8,642,276.35 | 8,642,276.35 | 0 %       |         |

**Certified Correct:**  
  
 AMYR LIEN V. MIRANDA  
 OIC, Accounting Office  
 Date: July 24, 2024 10:54 AM

**Certified Correct:**  
 \_\_\_\_\_  
 Date: July 24, 2024 10:54 AM

**Recommending Approval By:**  
  
 RIA S. SARIEGO  
 VP FOR ADMIN AND FINANCE  
 Date: July 24, 2024 10:59 AM

**Approved By:**  
  
 AMABEL S. LIAO, PHD  
 HEAD OF AGENCY  
 Date: July 24, 2024 11:01 AM