

STATEMENT OF APPROVED BUDGET, UTILIZATIONS, DISBURSEMENTS AND BALANCES

(For Off-Budgetary Funds)


As at the Quarter Ending June 30, 2024


Department : State Universities and Colleges (SUCs)  
 Agency/Entity : Western Philippines University  
 Operating Unit : < not applicable >  
 Organization Code (UACS) : 08 048 0000000  
 Fund Cluster : 05 - Internally Generated Funds  
 (e.g. UACS Fund Cluster: 05-Internally Generated Funds and 06-Business Related Funds)


Particulars	UACS CODE	Approved Budget			Utilizations					Disbursements					Balances		
		Approved Budgeted Revenue	Adjustments (Reductions, Modifications/ Augmentations)	Adjusted Budgeted Revenue	1st Quarter Ending March 31	2nd Quarter Ending June 30	3rd Quarter Ending September 30	4th Quarter Ending December 31	Total	1st Quarter Ending March 31	2nd Quarter Ending June 30	3rd Quarter Ending September 30	4th Quarter Ending December 31	Total	Unused Budget	Unpaid Obligations (10-15)=(17+18)	
																5=[(3+(-4))]	6
1	2	3	4	5=[(3+(-4))]	6	7	8	9	10=(6+7+8+9)	11	12	13	14	15=(11+12+13+14)	16=(5-10)	17	18
<b>General Administration and Support</b>	1000000000000000	85,257,099.22	0.00	85,257,099.22	3,002,786.52	5,698,606.16	0.00	0.00	8,701,392.68	2,391,541.06	4,041,234.97	0.00	0.00	6,432,776.03	76,555,706.54	543,087.65	1,725,529.00
General Management and Supervision	100000100001000	85,257,099.22	0.00	85,257,099.22	3,002,786.52	5,698,606.16	0.00	0.00	8,701,392.68	2,391,541.06	4,041,234.97	0.00	0.00	6,432,776.03	76,555,706.54	543,087.65	1,725,529.00
PS		476,085.47	0.00	476,085.47	0.00	0.00	0.00	0.00	0.00	0.00	0.00	0.00	0.00	0.00	476,085.47	0.00	0.00
MOOE		70,445,458.27	0.00	70,445,458.27	2,939,879.42	5,610,457.59	0.00	0.00	8,550,337.01	2,328,633.96	3,965,565.41	0.00	0.00	6,294,199.37	61,895,121.26	530,608.64	1,725,529.00
CO		14,335,555.48	0.00	14,335,555.48	62,907.10	88,148.57	0.00	0.00	151,055.67	62,907.10	75,669.56	0.00	0.00	138,576.66	14,184,499.81	12,479.01	0.00
<b>Sub-Total, General Administration and Support</b>		85,257,099.22	0.00	85,257,099.22	3,002,786.52	5,698,606.16	0.00	0.00	8,701,392.68	2,391,541.06	4,041,234.97	0.00	0.00	6,432,776.03	76,555,706.54	543,087.65	1,725,529.00
PS		476,085.47	0.00	476,085.47	0.00	0.00	0.00	0.00	0.00	0.00	0.00	0.00	0.00	0.00	476,085.47	0.00	0.00
MOOE		70,445,458.27	0.00	70,445,458.27	2,939,879.42	5,610,457.59	0.00	0.00	8,550,337.01	2,328,633.96	3,965,565.41	0.00	0.00	6,294,199.37	61,895,121.26	530,608.64	1,725,529.00
FinEx (if Applicable)		0.00	0.00	0.00	0.00	0.00	0.00	0.00	0.00	0.00	0.00	0.00	0.00	0.00	0.00	0.00	0.00
CO		14,335,555.48	0.00	14,335,555.48	62,907.10	88,148.57	0.00	0.00	151,055.67	62,907.10	75,669.56	0.00	0.00	138,576.66	14,184,499.81	12,479.01	0.00
<b>Support to Operations</b>	2000000000000000	20,116,551.35	(312,000.00)	19,804,551.35	386,748.16	1,685,473.04	0.00	0.00	2,072,221.20	384,248.16	772,964.64	0.00	0.00	1,157,212.80	17,732,330.15	57,054.96	857,953.44
Auxiliary Services	200000100001000	20,116,551.35	(312,000.00)	19,804,551.35	386,748.16	1,685,473.04	0.00	0.00	2,072,221.20	384,248.16	772,964.64	0.00	0.00	1,157,212.80	17,732,330.15	57,054.96	857,953.44
MOOE		19,326,551.35	(312,000.00)	19,014,551.35	386,748.16	1,685,473.04	0.00	0.00	2,072,221.20	384,248.16	772,964.64	0.00	0.00	1,157,212.80	16,942,330.15	57,054.96	857,953.44
CO		790,000.00	0.00	790,000.00	0.00	0.00	0.00	0.00	0.00	0.00	0.00	0.00	0.00	790,000.00	0.00	0.00	0.00
<b>Sub-Total, Support to Operations</b>		20,116,551.35	(312,000.00)	19,804,551.35	386,748.16	1,685,473.04	0.00	0.00	2,072,221.20	384,248.16	772,964.64	0.00	0.00	1,157,212.80	17,732,330.15	57,054.96	857,953.44
PS		0.00	0.00	0.00	0.00	0.00	0.00	0.00	0.00	0.00	0.00	0.00	0.00	0.00	0.00	0.00	0.00
MOOE		19,326,551.35	(312,000.00)	19,014,551.35	386,748.16	1,685,473.04	0.00	0.00	2,072,221.20	384,248.16	772,964.64	0.00	0.00	1,157,212.80	16,942,330.15	57,054.96	857,953.44
FinEx (if Applicable)		0.00	0.00	0.00	0.00	0.00	0.00	0.00	0.00	0.00	0.00	0.00	0.00	0.00	0.00	0.00	0.00
CO		790,000.00	0.00	790,000.00	0.00	0.00	0.00	0.00	0.00	0.00	0.00	0.00	0.00	790,000.00	0.00	0.00	0.00
<b>Operations</b>	3000000000000000	274,667,634.62	0.00	274,667,634.62	5,204,199.85	19,704,662.58	0.00	0.00	24,908,862.43	4,757,843.15	7,890,297.83	0.00	0.00	12,648,140.98	249,758,772.19	1,388,014.34	10,872,707.11
OO : Relevant and quality tertiary education ensured to achieve inclusive growth and access of poor but deserving students to quality tertiary education increased q	3100000000000000	257,556,668.57	0.00	257,556,668.57	4,313,777.41	17,956,306.65	0.00	0.00	22,270,084.06	3,924,941.91	7,012,677.00	0.00	0.00	10,937,618.91	235,286,584.51	1,206,520.85	10,125,944.30
HIGHER EDUCATION PROGRAM	3101000000000000	257,556,668.57	0.00	257,556,668.57	4,313,777.41	17,956,306.65	0.00	0.00	22,270,084.06	3,924,941.91	7,012,677.00	0.00	0.00	10,937,618.91	235,286,584.51	1,206,520.85	10,125,944.30
Provision of Higher Education Services	310100100002000	257,556,668.57	0.00	257,556,668.57	4,313,777.41	17,956,306.65	0.00	0.00	22,270,084.06	3,924,941.91	7,012,677.00	0.00	0.00	10,937,618.91	235,286,584.51	1,206,520.85	10,125,944.30
PS		1,599,730.97	0.00	1,599,730.97	0.00	205,538.00	0.00	0.00	205,538.00	0.00	178,592.00	0.00	0.00	178,592.00	1,394,192.97	26,946.00	0.00
MOOE		172,571,946.66	0.00	172,571,946.66	4,313,747.41	15,395,623.78	0.00	0.00	19,709,371.19	3,924,941.91	6,834,085.00	0.00	0.00	10,759,026.91	152,862,575.47	994,574.85	7,955,769.43
CO		83,384,990.94	0.00	83,384,990.94	30.00	2,355,144.87	0.00	0.00	2,355,174.87	0.00	0.00	0.00	0.00	81,029,816.07	185,000.00	2,170,174.87	0.00
OO : Higher education research improved to promote economic productivity and innovation q	3200000000000000	10,729,511.00	0.00	10,729,511.00	574,139.29	1,131,894.58	0.00	0.00	1,706,033.87	524,139.29	546,408.39	0.00	0.00	1,070,547.68	9,023,477.13	85,693.38	549,792.81
RESEARCH PROGRAM	3202000000000000	10,729,511.00	0.00	10,729,511.00	574,139.29	1,131,894.58	0.00	0.00	1,706,033.87	524,139.29	546,408.39	0.00	0.00	1,070,547.68	9,023,477.13	85,693.38	549,792.81
Conduct of Research Services	320200100001000	10,729,511.00	0.00	10,729,511.00	574,139.29	1,131,894.58	0.00	0.00	1,706,033.87	524,139.29	546,408.39	0.00	0.00	1,070,547.68	9,023,477.13	85,693.38	549,792.81
PS		140,000.00	0.00	140,000.00	0.00	0.00	0.00	0.00	0.00	0.00	0.00	0.00	0.00	0.00	140,000.00	0.00	0.00
MOOE		10,449,171.00	0.00	10,449,171.00	574,139.29	1,131,894.58	0.00	0.00	1,706,033.87	524,139.29	546,408.39	0.00	0.00	1,070,547.68	8,743,137.13	85,693.38	549,792.81
CO		140,340.00	0.00	140,340.00	0.00	0.00	0.00	0.00	0.00	0.00	0.00	0.00	0.00	140,340.00	0.00	0.00	0.00
OO : Community engagement increased q	3300000000000000	6,381,455.05	0.00	6,381,455.05	316,283.15	616,461.35	0.00	0.00	932,744.50	308,761.95	331,212.44	0.00	0.00	639,974.39	5,448,710.55	95,800.11	196,970.00
TECHNICAL ADVISORY EXTENSION PROGRAM	3301000000000000	6,381,455.05	0.00	6,381,455.05	316,283.15	616,461.35	0.00	0.00	932,744.50	308,761.95	331,212.44	0.00	0.00	639,974.39	5,448,710.55	95,800.11	196,970.00
Provision of Extension Services	330100100001000	6,381,455.05	0.00	6,381,455.05	316,283.15	616,461.35	0.00	0.00	932,744.50	308,761.95	331,212.44	0.00	0.00	639,974.39	5,448,710.55	95,800.11	196,970.00
PS		85,000.00	0.00	85,000.00	0.00	0.00	0.00	0.00	0.00	0.00	0.00	0.00	0.00	85,000.00	0.00	0.00	0.00
MOOE		5,785,755.05	0.00	5,785,755.05	316,283.15	616,461.35	0.00	0.00	932,744.50	308,761.95	331,212.44	0.00	0.00	639,974.39	4,833,010.55	95,800.11	196,970.00
CO		530,700.00	0.00	530,700.00	0.00	0.00	0.00	0.00	0.00	0.00	0.00	0.00	0.00	530,700.00	0.00	0.00	0.00
<b>Sub-Total, Operations</b>		274,667,634.62	0.00	274,667,634.62	5,204,199.85	19,704,662.58	0.00	0.00	24,908,862.43	4,757,843.15	7,890,297.83	0.00	0.00	12,648,140.98	249,758,772.19	1,388,014.34	10,872,707.11
PS		1,824,730.97	0.00	1,824,730.97	0.00	205,538.00	0.00	0.00	205,538.00	0.00	178,592.00	0.00	0.00	178,592.00	1,619,192.97	26,946.00	0.00
MOOE		188,786,872.71	0.00	188,786,872.71	5,204,169.85	17,143,979.71	0.00	0.00	22,348,149.56	4,757,843.15	7,711,705.83	0.00	0.00	12,469,548.98	166,438,723.15	1,176,068.34	8,702,532.24
FinEx (if Applicable)		0.00	0.00	0.00	0.00	0.00	0.00	0.00	0.00	0.00	0.00	0.00	0.00	0.00	0.00	0.00	0.00
CO		84,056,030.94	0.00	84,056,030.94	30.00	2,355,144.87	0.00	0.00	2,355,174.87	0.00	0.00	0.00	0.00	81,700,856.07	185,000.00	2,170,174.87	0.00
<b>GRAND TOTAL</b>		380,041,285.19	(312,000.00)	379,729,285.19	8,593,734.53	27,088,741.78	0.00	0.00	35,682,476.31	7,533,632.37	12,704,497.44	0.00	0.00	20,238,129.81	344,046,808.88	1,988,156.95	13,456,189.55
PS		2,300,816.44	0.00	2,300,816.44	0.00	205,538.00	0.00	0.00	205,538.00	0.00	178,592.00	0.00	0.00	178,592.00	2,095,278.44	26,946.00	0.00
MOOE																	


Department : State Universities and Colleges (SUCs)  
 Agency/Entity : Western Philippines University  
 Operating Unit : < not applicable >  
 Organization Code (UACS) : 08 048 0000000  
 Fund Cluster : 05 - Internally Generated Funds  
 (e.g. UACS Fund Cluster: 05-Internally Generated Funds and 06-Business Related Funds)

Particulars	UACS CODE	Approved Budget			Utilizations					Disbursements				Balances			
		Approved Budgeted Revenue	Adjustments (Reductions, Modifications/ Augmentations)	Adjusted Budgeted Revenue	1st Quarter Ending March 31	2nd Quarter Ending June 30	3rd Quarter Ending September 30	4th Quarter Ending December 31	Total	1st Quarter Ending March 31	2nd Quarter Ending June 30	3rd Quarter Ending September 30	4th Quarter Ending December 31	Total	Unutilized Budget	Unpaid Obligations (10-15)=(17+18)	
																Due and Demandable	Not Yet Due and Demandable
1	2	3	4	5=[3+(-)4]	6	7	8	9	10=(6+7+8+9)	11	12	13	14	15=(11+12+13+14)	16=(5-10)	17	18
CD		99,181,586.42	0.00	99,181,586.42	62,937.10	2,443,293.44	0.00	0.00	2,506,230.54	62,907.10	75,669.56	0.00	0.00	138,576.66	96,675,355.88	197,479.01	2,170,174.87

Certified Correct:  
  
 GENE MICHELLE S. PADUGA  
 BUDGET OFFICER  
 Date: July 18, 2024 02:45 PM

Certified Correct:  
  
 AMYR LIEN V. MIRANDA  
 OIC - ACCOUNTING OFFICE  
 Date: July 18, 2024 02:45 PM

Recommending Approval By:  
  
 RIA S. SARIAGO  
 VP FOR ADMIN AND FINANCE  
 Date: July 18, 2024 02:46 PM

Approved By:  
  
 AMABEL S. LIAO, PH.D.  
 SUC PRESIDENT  
 Date: July 18, 2024 02:47 PM