


QUARTERLY PHYSICAL REPORT OF OPERATION
As of June 30, 2024


Department : State Universities and Colleges (SUCs)
 Agency/Entity : Western Philippines University
 Operating Unit : < not applicable >
 Organization Code (UACS) : 08 048 0000000


Particulars	UACS CODE	Physical Target (Budget Year)					Physical Accomplishment (Budget Year)					Variance as of June 30, 2024	Remarks
		1st Quarter	2nd Quarter	3rd Quarter	4th Quarter	Total	1st Quarter	2nd Quarter	3rd Quarter	4th Quarter	Total		
1	2	3	4	5	6	7	8	9	10	11	12	13	14
HIGHER EDUCATION PROGRAM	3101000000000000												
OO : Relevant and quality tertiary education ensured to achieve inclusive growth and access of poor but deserving students to quality tertiary education increased													
Outcome Indicator(s)													
1. Percentage of first-time licensure exam takers that pass the licensure exams		53%	53%	53%	53%	53%	68%	78%			78%	25%	Cumulative
2. Percentage of graduates (2 years prior) that are employed					71%	71%							Accomplishment will be reported in Q4
Output Indicator(s)													
1. Percentage of undergraduate students enrolled in CHED-identified and RDC-identified priority programs				75%		75%							Accomplishment will be reported in Q3
2. Percentage of undergraduate programs with accreditation					84%	84%							Accomplishment will be reported in Q4
ADVANCED EDUCATION PROGRAM	3201000000000000												
OO : Higher education research improved to promote economic productivity and innovation													
Outcome Indicator(s)													
1. Percentage of graduate school faculty engaged in research work applied in any of the following:					24%	24%							Accomplishment will be reported in Q4
a. pursuing advanced research degree programs (Ph.D.) or													
b. actively pursuing in the last three (3) years (investigative research, basic and applied scientific research, policy research, social science research) or													
c. producing technologies for commercialization or livelihood improvement or													
d. whose research work resulted in an extension program													
Output Indicator(s)													
1. Percentage of graduate students enrolled													

Department : State Universities and Colleges (SUCs)
 Agency/Entity : Western Philippines University
 Operating Unit : < not applicable >
 Organization Code (UACS) : 08 048 0000000

Particulars	UACS CODE	Physical Target (Budget Year)					Physical Accomplishment (Budget Year)					Variance as of June 30, 2024	Remarks
		1st Quarter	2nd Quarter	3rd Quarter	4th Quarter	Total	1st Quarter	2nd Quarter	3rd Quarter	4th Quarter	Total		
1	2	3	4	5	6	7	8	9	10	11	12	13	14
in research degree programs				100%		100%							Accomplishment will be reported in Q3
2. Percentage of accredited graduate programs					38.46%	38.46%							Accomplishment will be reported in Q4
RESEARCH PROGRAM	320200000000000												
OO : Higher education research improved to promote economic productivity and innovation													
Outcome Indicator(s)													
1. Number of research outputs in the last three years utilized by the industry or by other beneficiaries					1	1							Accomplishment will be reported in Q4
Output Indicator(s)													
1. Number of research outputs completed within the year		10	10	10	10	40	5	9			14	-26	
2. Percentage of research outputs published in internationally-refereed or CHED recognized journal within the year		4.75%	9.5%	14.25%	19%	19%	7.3%	15.6%			15.6%	-3.4%	Cumulative
TECHNICAL ADVISORY EXTENSION PROGRAM	330100000000000												
OO : Community engagement increased													
Outcome Indicator(s)													
1. Number of active partnerships with LGUs, industries, NGOs, NGAs, SMEs, and other stakeholders as a result of extension activities		7	14	21	29	29	0	6			6	-23	Cumulative
Output Indicator(s)													
1. Number of trainees weighted by the length of training		1,106	1,106	1,107	1,107	4,426	268.25	1,126.5			1,394.75	-3,031.25	
2. Number of extension programs organized and supported consistent with the SUC's mandated and priority programs		20	20	20	20	20	26	26			26	6	Cumulative
3. Percentage of beneficiaries who rate the training course/s as satisfactory or higher in terms of quality and relevance		99.50%	99.50%	99.50%	99.50%	99.50%	100%	100%			100%	0.50%	

Prepared By:

 MARY JANE M. RABANG
 Planning Officer III
 Date: July 15, 2024 03:46 PM

In coordination with:

 GENE MICHELLE S. PADUGA
 Budget Officer
 Date: July 15, 2024 03:46 PM

Approved By:

 AMABEL S. LIAO
 SUC President III
 Date: July 15, 2024 03:48 PM