




QUARTERLY REPORT OF REVENUE AND OTHER RECEIPTS
As at the Quarter Ending March 31, 2020

Department : State Universities and Colleges (SUCs)
 Agency : Western Philippines University
 Operating Unit : < not applicable >
 Organization Code : 08 048 0000000
 Fund Cluster : 05 - Internally Generated Funds

Classification/Sources of Revenue and Other Receipts	UACS CODE	REVENUE TARGET (Annual) per BESF	Actual Revenue and Other Receipts Collections					Cumulative Remittance/Deposits to Date			Variance		Remarks
			1st Quarter Ending March 31	2nd Quarter Ending June 30	3rd Quarter Ending Sept. 30	4th Quarter Ending Dec. 31	Total	Remittance to BTr	Deposited with AGDB	TOTAL	Amount	%	
1	2	3	4	5	6	7	8=[(6+(-)7)-8+9]	9	10	11=(9+10)	12=(8-3)	13=(12/3)	14
Internally Generated Funds		99,462,000.00	4,919,141.07	0.00	0.00	0.00	4,919,141.07	0.00	0.00	0.00	(94,542,858.93)	-95 %	
Non-Revenue Collections/Other Receipts		99,462,000.00	4,919,141.07	0.00	0.00	0.00	4,919,141.07	0.00	0.00	0.00	(94,542,858.93)	-95 %	
Cash Receipts		99,462,000.00	4,919,141.07	0.00	0.00	0.00	4,919,141.07	0.00	0.00	0.00	(94,542,858.93)	-95 %	
Non-Tax		99,462,000.00	4,919,141.07	0.00	0.00	0.00	4,919,141.07	0.00	0.00	0.00	(94,542,858.93)	-95 %	
Certification Fees	4020104002	0.00	0.00	0.00	0.00	0.00	0.00	0.00	0.00	0.00	0.00	0 %	
Fines and Penalties - Service Income	4020114000	0.00	38,600.00	0.00	0.00	0.00	38,600.00	0.00	0.00	0.00	38,600.00	0 %	
Other Service Income	4020199099	800,000.00	21,333.36	0.00	0.00	0.00	21,333.36	0.00	0.00	0.00	(778,666.64)	-97 %	
Tuition Fees	4020201001	57,960,000.00	2,184,227.69	0.00	0.00	0.00	2,184,227.69	0.00	0.00	0.00	(55,775,772.31)	-96 %	
Income Collected from Students	4020201002	31,073,000.00	741,150.00	0.00	0.00	0.00	741,150.00	0.00	0.00	0.00	(30,331,850.00)	-98 %	
Other School Fees	4020201099	3,129,000.00	634,625.00	0.00	0.00	0.00	634,625.00	0.00	0.00	0.00	(2,494,375.00)	-80 %	
Rent/Lease Income	4020205000	0.00	328,733.92	0.00	0.00	0.00	328,733.92	0.00	0.00	0.00	328,733.92	0 %	
Income from Hostels/Dormitories and other Like facilities	4020213000	0.00	156,113.35	0.00	0.00	0.00	156,113.35	0.00	0.00	0.00	156,113.35	0 %	
Other Sales	4020216099	3,500,000.00	228,229.00	0.00	0.00	0.00	228,229.00	0.00	0.00	0.00	(3,271,771.00)	-83 %	
Others	4020221099	0.00	0.00	0.00	0.00	0.00	0.00	0.00	0.00	0.00	0.00	0 %	
Fines and Penalties - Business Income	4020223000	0.00	0.00	0.00	0.00	0.00	0.00	0.00	0.00	0.00	0.00	0 %	
Other Business Income	4020299099	3,000,000.00	543,076.08	0.00	0.00	0.00	543,076.08	0.00	0.00	0.00	(2,456,923.92)	-82 %	
Other Gains	4050199000	0.00	0.00	0.00	0.00	0.00	0.00	0.00	0.00	0.00	0.00	0 %	
Miscellaneous Income	4060999000	0.00	43,052.67	0.00	0.00	0.00	43,052.67	0.00	0.00	0.00	43,052.67	0 %	
TOTAL		99,462,000.00	4,919,141.07	0.00	0.00	0.00	4,919,141.07	0.00	0.00	0.00	(94,542,858.93)	-95 %	

Justified Correct:

 NOEL L. GAURAN
 CHIEF ACCOUNTANT

Recommending Approval:

 NOEL L. GAURAN
 VP FOR ADMINISTRATION AND FINANCE

Approved By:

 JULIE HOPE TIMOTEA P. EVINA
 HEAD OF AGENCY

Date:

Date:

Date: