

MONTHLY REPORT OF DISBURSEMENTS
For the month of October 2020


FAR No. 4


Department: State Universities and Colleges (SUCs)
Agency/Entity: Western Philippines University
Operating Unit: < not applicable >
Organization Code: 08 048 000000
Fund/Cluster: 01 Regular Agency Fund


Particulars	Current Year Budget					Prior Year's Budget										SUB-TOTAL	Trust Licenses				Grand Total				Remarks					
	PS	MOOE	FlEx	CO	TOTAL	Prior Year's Accounts Payable					Current Year's Accounts Payable						PS	MOOE	CG	TOTAL	PS	MOOE	CG	TOTAL						
	1	2	3	4	5	6=(2+3+4+5)	7	8	9	10	11=(7+8+9+10)	12	13	14	15		16=(12+13+14+15)	17=(16+16)	18=(6+17)	19	20	21	22=(19+20+21)	23		24	25	26	27=(23+24+25+26)	28
CASH DISBURSEMENTS	12,312,450.92	961,749.67	0.00	943,397.45	14,217,598.00	0.00	0.00	0.00	0.00	0.00	0.00	0.00	0.00	0.00	0.00	0.00	0.00	14,217,598.00	0.00	0.00	0.00	0.00	12,312,450.92	961,749.67	0.00	943,397.41	14,217,598.00			
Notice of Cash Allocation (NCA)	12,312,450.92	961,749.67	0.00	943,397.45	14,217,598.00	0.00	0.00	0.00	0.00	0.00	0.00	0.00	0.00	0.00	0.00	0.00	0.00	14,217,598.00	0.00	0.00	0.00	0.00	12,312,450.92	961,749.67	0.00	943,397.41	14,217,598.00			
MDS Checks Issued	2,691,394.54	481,466.07	0.00	0.00	3,142,830.61	0.00	0.00	0.00	0.00	0.00	0.00	0.00	0.00	0.00	0.00	0.00	0.00	3,142,830.61	0.00	0.00	0.00	0.00	2,691,394.54	481,466.07	0.00	0.00	3,142,830.61			
Advice to Debt Account	9,651,098.38	486,283.60	0.00	943,397.45	11,074,767.39	0.00	0.00	0.00	0.00	0.00	0.00	0.00	0.00	0.00	0.00	0.00	0.00	11,074,767.39	0.00	0.00	0.00	0.00	9,651,098.38	486,283.60	0.00	943,397.41	11,074,767.39			
Notice of Transfer of Allocations (NTA)	0.00	0.00	0.00	0.00	0.00	0.00	0.00	0.00	0.00	0.00	0.00	0.00	0.00	0.00	0.00	0.00	0.00	0.00	0.00	0.00	0.00	0.00	0.00	0.00	0.00	0.00	0.00	0.00		
MDS Checks Issued	0.00	0.00	0.00	0.00	0.00	0.00	0.00	0.00	0.00	0.00	0.00	0.00	0.00	0.00	0.00	0.00	0.00	0.00	0.00	0.00	0.00	0.00	0.00	0.00	0.00	0.00	0.00	0.00	0.00	
Advice to Debt Account	0.00	0.00	0.00	0.00	0.00	0.00	0.00	0.00	0.00	0.00	0.00	0.00	0.00	0.00	0.00	0.00	0.00	0.00	0.00	0.00	0.00	0.00	0.00	0.00	0.00	0.00	0.00	0.00	0.00	
Working Fund for FAPs	0.00	0.00	0.00	0.00	0.00	0.00	0.00	0.00	0.00	0.00	0.00	0.00	0.00	0.00	0.00	0.00	0.00	0.00	0.00	0.00	0.00	0.00	0.00	0.00	0.00	0.00	0.00	0.00	0.00	
Cash Disbursement Calling (CDC)	0.00	0.00	0.00	0.00	0.00	0.00	0.00	0.00	0.00	0.00	0.00	0.00	0.00	0.00	0.00	0.00	0.00	0.00	0.00	0.00	0.00	0.00	0.00	0.00	0.00	0.00	0.00	0.00	0.00	
TOTAL CASH DISBURSEMENTS	12,312,450.92	961,749.67	0.00	943,397.45	14,217,598.00	0.00	0.00	0.00	0.00	0.00	0.00	0.00	0.00	0.00	0.00	0.00	0.00	14,217,598.00	0.00	0.00	0.00	0.00	12,312,450.92	961,749.67	0.00	943,397.41	14,217,598.00			
NON-CASH DISBURSEMENTS	1,302,791.43	16,263.03	0.00	51,204.96	1,370,259.42	0.00	0.00	0.00	0.00	0.00	0.00	0.00	0.00	0.00	0.00	0.00	0.00	1,370,259.42	0.00	0.00	0.00	0.00	1,302,791.43	16,263.03	0.00	51,204.96	1,370,259.42			
Tax Refund/Advance Issue (TRA)	1,302,791.43	16,263.03	0.00	51,204.96	1,370,259.42	0.00	0.00	0.00	0.00	0.00	0.00	0.00	0.00	0.00	0.00	0.00	0.00	1,370,259.42	0.00	0.00	0.00	0.00	1,302,791.43	16,263.03	0.00	51,204.96	1,370,259.42			
Non-Cash Assistance Authority (NCAA)	0.00	0.00	0.00	0.00	0.00	0.00	0.00	0.00	0.00	0.00	0.00	0.00	0.00	0.00	0.00	0.00	0.00	0.00	0.00	0.00	0.00	0.00	0.00	0.00	0.00	0.00	0.00	0.00	0.00	
Disbursements affected through outright deductions from claims (please specify)	0.00	0.00	0.00	0.00	0.00	0.00	0.00	0.00	0.00	0.00	0.00	0.00	0.00	0.00	0.00	0.00	0.00	0.00	0.00	0.00	0.00	0.00	0.00	0.00	0.00	0.00	0.00	0.00	0.00	
Overpayment of expenses (e.g. personnel/benefits)	0.00	0.00	0.00	0.00	0.00	0.00	0.00	0.00	0.00	0.00	0.00	0.00	0.00	0.00	0.00	0.00	0.00	0.00	0.00	0.00	0.00	0.00	0.00	0.00	0.00	0.00	0.00	0.00	0.00	
Reimbursement for loss of government property	0.00	0.00	0.00	0.00	0.00	0.00	0.00	0.00	0.00	0.00	0.00	0.00	0.00	0.00	0.00	0.00	0.00	0.00	0.00	0.00	0.00	0.00	0.00	0.00	0.00	0.00	0.00	0.00	0.00	
Liquidated damages and similar claims	0.00	0.00	0.00	0.00	0.00	0.00	0.00	0.00	0.00	0.00	0.00	0.00	0.00	0.00	0.00	0.00	0.00	0.00	0.00	0.00	0.00	0.00	0.00	0.00	0.00	0.00	0.00	0.00	0.00	
Others (e.g. TEF, BTF, Docs Stamp, etc.)	0.00	0.00	0.00	0.00	0.00	0.00	0.00	0.00	0.00	0.00	0.00	0.00	0.00	0.00	0.00	0.00	0.00	0.00	0.00	0.00	0.00	0.00	0.00	0.00	0.00	0.00	0.00	0.00	0.00	
Net/Less: Adjustments (e.g. cancelled/voided checks)	0.00	0.00	0.00	0.00	0.00	0.00	0.00	0.00	0.00	0.00	0.00	0.00	0.00	0.00	0.00	0.00	0.00	0.00	0.00	0.00	0.00	0.00	0.00	0.00	0.00	0.00	0.00	0.00	0.00	
Balance of Disbursement Authorities as at date	0.00	0.00	0.00	0.00	0.00	0.00	0.00	0.00	0.00	0.00	0.00	0.00	0.00	0.00	0.00	0.00	0.00	0.00	0.00	0.00	0.00	0.00	0.00	0.00	0.00	0.00	0.00	0.00	0.00	
TOTAL NON-CASH DISBURSEMENTS	1,302,791.43	16,263.03	0.00	51,204.96	1,370,259.42	0.00	0.00	0.00	0.00	0.00	0.00	0.00	0.00	0.00	0.00	0.00	0.00	1,370,259.42	0.00	0.00	0.00	0.00	1,302,791.43	16,263.03	0.00	51,204.96	1,370,259.42			
GRAND TOTAL	13,615,242.35	978,012.70	0.00	994,602.37	15,587,857.42	0.00	0.00	0.00	0.00	0.00	0.00	0.00	0.00	0.00	0.00	0.00	0.00	15,587,857.42	0.00	0.00	0.00	0.00	13,615,242.35	978,012.70	0.00	994,602.37	15,587,857.42			

Particulars	Previous Report	This Month	As at Date
(1)	(2)	(3)	(4)
Total Disbursement Authorities Received	0.00	15,587,857.42	15,587,857.42
NCA	0.00	14,217,598.00	14,217,598.00
NTA	0.00	0.00	0.00
Working Fund	0.00	0.00	0.00
TRA	0.00	1,370,259.42	1,370,259.42
CDC	0.00	0.00	0.00
NCAA	0.00	0.00	0.00
Less: Notice of Transfer of Allocations (NTA) Issued	0.00	0.00	0.00
Total Disbursement Authorities Available	0.00	15,587,857.42	15,587,857.42
Less:	0.00	0.00	0.00
Lapsed NCA	0.00	0.00	0.00
Disbursements	0.00	0.00	0.00
Less: Other Non-Cash Disbursements	0.00	0.00	0.00
Disbursements affected through outright deductions from claims	0.00	0.00	0.00
Overpayment of expenses (e.g. personnel/benefits)	0.00	0.00	0.00
Reimbursement for loss of government property	0.00	0.00	0.00
Liquidated damages and similar claims	0.00	0.00	0.00
Others (e.g. TEF, BTF, Docs Stamp, etc.)	0.00	0.00	0.00
Net/Less: Adjustments (e.g. cancelled/voided checks)	0.00	0.00	0.00
Balance of Disbursement Authorities as at date	0.00	15,587,857.42	15,587,857.42
Total Disbursements Program	0.00	14,217,598.00	14,217,598.00
Less: Actual Disbursements	0.00	14,217,598.00	14,217,598.00
Over/Under spending	0.00	0.00	0.00

Notes: * The use of NTA is discouraged.
Notes: ** Amounts should tally with the grand total disbursement (column 27).

Certified Copy:

CHERRY L. MALICDEM
CHIEF ACCOUNTANT
Date: 2020-11-10 12:04:46.0

Recommending Approval:

NOEL L. GAURAN
VP FOR ADMIN AND FINANCE
Date: 2020-11-10 14:48:09.0

Approved By:

JULIE HOPE MOTEA P. EVNA
HEAD OF AGENCY
Date: 2020-11-10 14:48:

MONTHLY REPORT OF DISBURSEMENTS
For the month of November 2020

FAR No. 4

Department : State Universities and Colleges (SUCs)
Agency/Entity : Western Philippines University
Operating Unit : < not applicable >
Organization Code : 08 048 000000
Fund Cluster : 01 Regular Agency Fund

Particulars	Current Year Budget					Prior Year's Budget											Trust Liabilities					Grand Total	TOTAL	Remarks					
	PB	MOOE	FinEx	CO	TOTAL	PB	MOOE	FinEx	CO	Sub-Total	PB	MOOE	FinEx	CO	Sub-Total	TOTAL	Sub-TOTAL	PB	MOOE	CO	TOTAL				PB	MOOE	FinEx	CO	TOTAL
1	2	3	4	5	6=(2+3+4+5)	7	8	9	10	11=(7+8+9+10)	12	13	14	15	16=(12+13+14+15)	17=(16+16)	18=(6+17)	19	20	21	22=(19+20+21)	23	24	25	26	27=(23+24+25+26)			
CASH DISBURSEMENTS	26,695,748.37	720,026.48	0.00	175,657.15	27,591,432.00	0.00	0.00	0.00	0.00	0.00	0.00	0.00	0.00	0.00	0.00	0.00	27,591,432.00	0.00	0.00	0.00	0.00	26,695,748.37	720,026.48	0.00	175,657.15	27,591,432.00	28		
Notice of Cash Allocations (NCA)	26,695,748.37	720,026.48	0.00	175,657.15	27,591,432.00	0.00	0.00	0.00	0.00	0.00	0.00	0.00	0.00	0.00	0.00	0.00	27,591,432.00	0.00	0.00	0.00	0.00	26,695,748.37	720,026.48	0.00	175,657.15	27,591,432.00			
MISD Checks Issued	1,913,598.89	413,124.36	0.00	0.00	2,326,723.25	0.00	0.00	0.00	0.00	0.00	0.00	0.00	0.00	0.00	0.00	0.00	2,326,723.25	0.00	0.00	0.00	0.00	1,913,598.89	413,124.36	0.00	0.00	2,326,723.25			
Advice to Debit Account	24,782,151.48	306,902.12	0.00	175,657.15	25,264,710.75	0.00	0.00	0.00	0.00	0.00	0.00	0.00	0.00	0.00	0.00	0.00	25,264,710.75	0.00	0.00	0.00	0.00	24,782,151.48	306,902.12	0.00	175,657.15	25,264,710.75			
Notice of Transfer of Allocations (NTA)	0.00	0.00	0.00	0.00	0.00	0.00	0.00	0.00	0.00	0.00	0.00	0.00	0.00	0.00	0.00	0.00	0.00	0.00	0.00	0.00	0.00	0.00	0.00	0.00	0.00	0.00	0.00		
MISD Checks Issued	0.00	0.00	0.00	0.00	0.00	0.00	0.00	0.00	0.00	0.00	0.00	0.00	0.00	0.00	0.00	0.00	0.00	0.00	0.00	0.00	0.00	0.00	0.00	0.00	0.00	0.00	0.00	0.00	
Advice to Debit Account	0.00	0.00	0.00	0.00	0.00	0.00	0.00	0.00	0.00	0.00	0.00	0.00	0.00	0.00	0.00	0.00	0.00	0.00	0.00	0.00	0.00	0.00	0.00	0.00	0.00	0.00	0.00	0.00	
Working Fund for FAPs	0.00	0.00	0.00	0.00	0.00	0.00	0.00	0.00	0.00	0.00	0.00	0.00	0.00	0.00	0.00	0.00	0.00	0.00	0.00	0.00	0.00	0.00	0.00	0.00	0.00	0.00	0.00	0.00	
Cash Disbursement Calling (CDC)	0.00	0.00	0.00	0.00	0.00	0.00	0.00	0.00	0.00	0.00	0.00	0.00	0.00	0.00	0.00	0.00	0.00	0.00	0.00	0.00	0.00	0.00	0.00	0.00	0.00	0.00	0.00	0.00	
TOTAL CASH DISBURSEMENTS	26,695,748.37	720,026.48	0.00	175,657.15	27,591,432.00	0.00	0.00	0.00	0.00	0.00	0.00	0.00	0.00	0.00	0.00	0.00	27,591,432.00	0.00	0.00	0.00	0.00	26,695,748.37	720,026.48	0.00	175,657.15	27,591,432.00			
NON-CASH DISBURSEMENTS	913,690.35	9,292.12	0.00	0.00	922,982.47	0.00	0.00	0.00	0.00	0.00	0.00	0.00	0.00	0.00	0.00	0.00	922,982.47	0.00	0.00	0.00	0.00	913,690.35	9,292.12	0.00	0.00	922,982.47			
Tax Remittance Advices Issued (TRA)	913,690.35	9,292.12	0.00	0.00	922,982.47	0.00	0.00	0.00	0.00	0.00	0.00	0.00	0.00	0.00	0.00	0.00	922,982.47	0.00	0.00	0.00	0.00	913,690.35	9,292.12	0.00	0.00	922,982.47			
Tax Cash Availment Authority (NCAA)	0.00	0.00	0.00	0.00	0.00	0.00	0.00	0.00	0.00	0.00	0.00	0.00	0.00	0.00	0.00	0.00	0.00	0.00	0.00	0.00	0.00	0.00	0.00	0.00	0.00	0.00	0.00	0.00	
Disbursements reflected through outright deductions from claims (please specify...)	0.00	0.00	0.00	0.00	0.00	0.00	0.00	0.00	0.00	0.00	0.00	0.00	0.00	0.00	0.00	0.00	0.00	0.00	0.00	0.00	0.00	0.00	0.00	0.00	0.00	0.00	0.00	0.00	
Overpayment of expenses	0.00	0.00	0.00	0.00	0.00	0.00	0.00	0.00	0.00	0.00	0.00	0.00	0.00	0.00	0.00	0.00	0.00	0.00	0.00	0.00	0.00	0.00	0.00	0.00	0.00	0.00	0.00	0.00	
Refundation for loss of government property (benefits)	0.00	0.00	0.00	0.00	0.00	0.00	0.00	0.00	0.00	0.00	0.00	0.00	0.00	0.00	0.00	0.00	0.00	0.00	0.00	0.00	0.00	0.00	0.00	0.00	0.00	0.00	0.00	0.00	
Refundation for loss of government property	0.00	0.00	0.00	0.00	0.00	0.00	0.00	0.00	0.00	0.00	0.00	0.00	0.00	0.00	0.00	0.00	0.00	0.00	0.00	0.00	0.00	0.00	0.00	0.00	0.00	0.00	0.00	0.00	
Liquidated damages and similar claims	0.00	0.00	0.00	0.00	0.00	0.00	0.00	0.00	0.00	0.00	0.00	0.00	0.00	0.00	0.00	0.00	0.00	0.00	0.00	0.00	0.00	0.00	0.00	0.00	0.00	0.00	0.00	0.00	
Others (e.g. TEF, ITR, Docs Stamp, etc.)	0.00	0.00	0.00	0.00	0.00	0.00	0.00	0.00	0.00	0.00	0.00	0.00	0.00	0.00	0.00	0.00	0.00	0.00	0.00	0.00	0.00	0.00	0.00	0.00	0.00	0.00	0.00	0.00	
Adjustments (e.g. cancelled/voided checks)	0.00	0.00	0.00	0.00	0.00	0.00	0.00	0.00	0.00	0.00	0.00	0.00	0.00	0.00	0.00	0.00	0.00	0.00	0.00	0.00	0.00	0.00	0.00	0.00	0.00	0.00	0.00	0.00	
Advice of Disbursement Authorities as at date	15,587,857.42	37,201,921.94	52,789,779.36	0.00	0.00	0.00	0.00	0.00	0.00	0.00	0.00	0.00	0.00	0.00	0.00	0.00	0.00	0.00	0.00	0.00	0.00	0.00	0.00	0.00	0.00	0.00	0.00	0.00	
TOTAL NON-CASH DISBURSEMENTS	913,690.35	9,292.12	0.00	0.00	922,982.47	0.00	0.00	0.00	0.00	0.00	0.00	0.00	0.00	0.00	0.00	0.00	922,982.47	0.00	0.00	0.00	0.00	913,690.35	9,292.12	0.00	0.00	922,982.47			
GRAND TOTAL	27,609,438.72	729,318.60	0.00	175,657.15	28,514,414.47	0.00	0.00	0.00	0.00	0.00	0.00	0.00	0.00	0.00	0.00	0.00	28,514,414.47	0.00	0.00	0.00	0.00	27,609,438.72	729,318.60	0.00	175,657.15	28,514,414.47			

Particulars	Previous Report	This Month	As at Date
(1)	(2)	(3)	(4)
Total Disbursement Authorities Received	15,587,857.42	37,201,921.94	52,789,779.36
NCA	14,217,598.00	36,276,939.47	50,496,537.47
NTA	0.00	0.00	0.00
Working Fund	0.00	0.00	0.00
TRA	1,370,259.42	922,982.47	2,293,241.99
CDC	0.00	0.00	0.00
NCAA	0.00	0.00	0.00
acc. Notice of Transfer of Allocations (NTA) issued	0.00	0.00	0.00
Total Disbursement Authorities Available	15,587,857.42	37,201,921.94	52,789,779.36
acc.	0.00	0.00	0.00
Lapsed NCA	0.00	0.00	0.00
Disbursements	0.00	0.00	0.00
Less: Other Non-Cash Disbursements	0.00	0.00	0.00
Disbursements reflected through outright deductions from claims	0.00	0.00	0.00
Overpayment of expenses (e.g. personnel benefits)	0.00	0.00	0.00
Refundation for loss of government property	0.00	0.00	0.00
Liquidated damages and similar claims	0.00	0.00	0.00
Others (e.g. TEF, ITR, Docs Stamp, etc.)	0.00	0.00	0.00
Adjustments (e.g. cancelled/voided checks)	0.00	0.00	0.00
Advice of Disbursement Authorities as at date	15,587,857.42	37,201,921.94	52,789,779.36
Total Disbursements Program	14,217,598.00	35,355,957.00	46,874,555.00
acc: Actual Disbursements	14,217,598.00	27,991,432.00	41,908,030.00
2nd/3rd order spending	0.00	7,764,528.00	7,764,528.00

acc: ** The use of NTA is discouraged
disc: ** Announcements should tally with the grand total disbursement (column 27)

Certified Correct:

for
CHERYL L. MALICDEM
CHIEF ACCOUNTANT

Date: 2020-12-14 15:30:15

Recommending Approval:

NOEL L. GAURAN
NOEL L. GAURAN

VP FOR ADMIN AND FINANCE

Date: 2020-12-15 10:59:27

Approved By:

JULIE MPE
JULIE MPE (NOTED P. EVINA)

HEAD OF AGENCY

Date: 2020-12-15 11:00:53

MONTHLY REPORT OF DISBURSEMENTS
For the month of December 2020

FAR No. 4

Department : State Universities and Colleges (SUCs)
Agency/Entity : Western Philippines University
Operating Unit : < not applicable >
Organization Code : 08 048 000000
Fund Cluster : 01 Regular Agency Fund

Particulars	Current Year Budget					Prior Year's Accounts Payable					Prior Year's Budget					SUB-TOTAL	Their Liabilities				Grand Total					Remarks		
	PS	MOOE	FinEx	CO	TOTAL	PS	MOOE	FinEx	CO	Sub-Total	PS	MOOE	FinEx	CO	TOTAL		PS	MOOE	CO	TOTAL	PS	MOOE	FinEx	CO	TOTAL			
	2	3	4	5	6=(2+3+4+5)	7	8	9	10	11=(7+8+9+10)	12	13	14	15	16=(12+13+14+15)		17=(14+16)	18=(8+17)	19	20	21	22=(19+20+21)	23	24	25		26	27=(23+24+25+26)
CASH DISBURSEMENTS	21,401,563.73	1,951,419.53	0.00	6,977,198.65	30,330,179.91	0.00	0.00	0.00	1,148,055.00	1,148,055.00	0.00	0.00	0.00	0.00	0.00	1,148,055.00	31,478,235.00	0.00	0.00	0.00	0.00	21,401,563.73	1,951,419.53	0.00	8,125,251.74	31,478,235.00	28	
Notice of Cash Allocation (NCA)	21,401,563.73	1,951,419.53	0.00	6,977,198.65	30,330,179.91	0.00	0.00	0.00	1,148,055.00	1,148,055.00	0.00	0.00	0.00	0.00	0.00	1,148,055.00	31,478,235.00	0.00	0.00	0.00	0.00	21,401,563.73	1,951,419.53	0.00	8,125,251.74	31,478,235.00	28	
MDS Checks Issued	2,500,716.20	562,297.10	0.00	0.00	3,063,013.44	0.00	0.00	0.00	0.00	0.00	0.00	0.00	0.00	0.00	0.00	0.00	0.00	0.00	0.00	0.00	0.00	2,500,716.20	562,297.10	0.00	0.00	3,063,013.44	28	
Advice to Debit Account	18,600,847.44	1,389,122.38	0.00	6,977,198.65	26,967,166.47	0.00	0.00	0.00	1,148,055.00	1,148,055.00	0.00	0.00	0.00	0.00	0.00	1,148,055.00	28,115,221.56	0.00	0.00	0.00	0.00	18,600,847.44	1,389,122.38	0.00	8,125,251.74	28,115,221.56	28	
Notice of Transfer Allocations (NTA)	0.00	0.00	0.00	0.00	0.00	0.00	0.00	0.00	0.00	0.00	0.00	0.00	0.00	0.00	0.00	0.00	0.00	0.00	0.00	0.00	0.00	0.00	0.00	0.00	0.00	0.00	0.00	28
MDS Checks Issued	0.00	0.00	0.00	0.00	0.00	0.00	0.00	0.00	0.00	0.00	0.00	0.00	0.00	0.00	0.00	0.00	0.00	0.00	0.00	0.00	0.00	0.00	0.00	0.00	0.00	0.00	0.00	28
Advice to Debit Account	0.00	0.00	0.00	0.00	0.00	0.00	0.00	0.00	0.00	0.00	0.00	0.00	0.00	0.00	0.00	0.00	0.00	0.00	0.00	0.00	0.00	0.00	0.00	0.00	0.00	0.00	0.00	28
Working Fund for FAAs	0.00	0.00	0.00	0.00	0.00	0.00	0.00	0.00	0.00	0.00	0.00	0.00	0.00	0.00	0.00	0.00	0.00	0.00	0.00	0.00	0.00	0.00	0.00	0.00	0.00	0.00	0.00	28
Cash Disbursement Calling (CDC)	0.00	0.00	0.00	0.00	0.00	0.00	0.00	0.00	0.00	0.00	0.00	0.00	0.00	0.00	0.00	0.00	0.00	0.00	0.00	0.00	0.00	0.00	0.00	0.00	0.00	0.00	0.00	28
TOTAL CASH DISBURSEMENTS	21,401,563.73	1,951,419.53	0.00	6,977,198.65	30,330,179.91	0.00	0.00	0.00	1,148,055.00	1,148,055.00	0.00	0.00	0.00	0.00	0.00	1,148,055.00	31,478,235.00	0.00	0.00	0.00	0.00	21,401,563.73	1,951,419.53	0.00	8,125,251.74	31,478,235.00	28	
NON-CASH DISBURSEMENTS	925,673.12	48,757.90	0.00	9,942.85	991,373.87	0.00	0.00	0.00	104,369.64	104,369.64	0.00	0.00	0.00	0.00	0.00	104,369.64	1,085,742.51	0.00	0.00	0.00	0.00	925,673.12	48,757.90	0.00	114,311.49	1,085,742.51	28	
Tax Remittance Advances Issued (TRA)	925,673.12	48,757.90	0.00	9,942.85	991,373.87	0.00	0.00	0.00	104,369.64	104,369.64	0.00	0.00	0.00	0.00	0.00	104,369.64	1,085,742.51	0.00	0.00	0.00	0.00	925,673.12	48,757.90	0.00	114,311.49	1,085,742.51	28	
Non-Cash Availment Authority (NCAA)	0.00	0.00	0.00	0.00	0.00	0.00	0.00	0.00	0.00	0.00	0.00	0.00	0.00	0.00	0.00	0.00	0.00	0.00	0.00	0.00	0.00	0.00	0.00	0.00	0.00	0.00	0.00	28
Disbursements effected through outright deductions from claims (debtors, security, etc.)	0.00	0.00	0.00	0.00	0.00	0.00	0.00	0.00	0.00	0.00	0.00	0.00	0.00	0.00	0.00	0.00	0.00	0.00	0.00	0.00	0.00	0.00	0.00	0.00	0.00	0.00	0.00	28
Overpayment of expenses (e.g. personal/benefits)	0.00	0.00	0.00	0.00	0.00	0.00	0.00	0.00	0.00	0.00	0.00	0.00	0.00	0.00	0.00	0.00	0.00	0.00	0.00	0.00	0.00	0.00	0.00	0.00	0.00	0.00	0.00	28
Restoration for loss of government property	0.00	0.00	0.00	0.00	0.00	0.00	0.00	0.00	0.00	0.00	0.00	0.00	0.00	0.00	0.00	0.00	0.00	0.00	0.00	0.00	0.00	0.00	0.00	0.00	0.00	0.00	0.00	28
Liquidated damages and similar claims	0.00	0.00	0.00	0.00	0.00	0.00	0.00	0.00	0.00	0.00	0.00	0.00	0.00	0.00	0.00	0.00	0.00	0.00	0.00	0.00	0.00	0.00	0.00	0.00	0.00	0.00	0.00	28
Others (e.g. TEF, BT, Docs Stamp, etc.)	0.00	0.00	0.00	0.00	0.00	0.00	0.00	0.00	0.00	0.00	0.00	0.00	0.00	0.00	0.00	0.00	0.00	0.00	0.00	0.00	0.00	0.00	0.00	0.00	0.00	0.00	0.00	28
TOTAL NON-CASH DISBURSEMENTS	925,673.12	48,757.90	0.00	9,942.85	991,373.87	0.00	0.00	0.00	104,369.64	104,369.64	0.00	0.00	0.00	0.00	0.00	104,369.64	1,085,742.51	0.00	0.00	0.00	0.00	925,673.12	48,757.90	0.00	114,311.49	1,085,742.51	28	
GRAND TOTAL	22,327,236.85	1,997,177.43	0.00	6,987,139.50	31,311,553.76	0.00	0.00	0.00	1,252,423.73	1,252,423.73	0.00	0.00	0.00	0.00	0.00	1,252,423.73	32,563,977.51	0.00	0.00	0.00	0.00	22,327,236.85	1,997,177.43	0.00	8,239,563.23	32,563,977.51	28	

Particulars	Previous Report (2)	This Month (3)	As at Date (4)
Total Disbursement Authorities Received	51,866,796.89	24,799,452.51	76,666,249.40
NCA	49,573,555.00	23,713,710.00	73,287,265.00
NTA	0.00	0.00	0.00
Working Fund	0.00	0.00	0.00
TRA	0.00	0.00	0.00
CDC	2,293,241.89	1,085,742.51	3,378,984.40
NCAA	0.00	0.00	0.00
Less: Notice of Transfer of Allocations (NTA) issued	0.00	0.00	0.00
Total Disbursement Authorities Available	51,866,796.89	24,799,452.51	76,666,249.40
Less:			
Lapsed NCA	0.00	0.00	0.00
Disbursements	0.00	0.00	0.00
Less: Other Non-Cash Disbursements	44,102,271.89	32,563,977.51	76,666,249.40
Disbursements effected through outright deductions from claims	0.00	0.00	0.00
Overpayment of expenses (e.g. personal/benefits)	0.00	0.00	0.00
Restoration for loss of government property	0.00	0.00	0.00
Liquidated damages and similar claims	0.00	0.00	0.00
Others (e.g. TEF, BT, Docs Stamp, etc.)	0.00	0.00	0.00
Less: Adjustments (e.g. cancelled/related checks)	0.00	0.00	0.00
Balance of Disbursement Authorities as at date	0.00	0.00	0.00
Total Disbursements Program	7,784,525.00	(7,784,525.00)	0.00
Less: Actual Disbursements	49,573,555.00	23,713,710.00	73,287,265.00
Less: Under spending	41,809,030.00	31,478,235.00	73,287,265.00
Less: The use of NTA is discouraged	7,784,525.00	(7,784,525.00)	0.00
Less: Amounts should tally with the grand total disbursement (column 27)			

Certified Correct:
Jan G. Malicdem
JERRY L. MALICDEM
CHIEF ACCOUNTANT
Date: 2021-01-21 09:07:11

Recommending Approval:
Noel L. Galiran
NOEL L. GALIRAN
VP FOR ADMIN AND FINANCE
Date: 2021-01-21 09:39:24

Approved By:
Julie Marie Jimotea P. Evina
JULIE MARIE JIMOTEA P. EVINA
HEAD OF AGENCY
Date: 2021-01-22 16:09:16