

**STATEMENT OF APPROVED BUDGET, UTILIZATIONS, DISBURSEMENTS AND BALANCES**  
 (For Off-Budgetary Funds)  
 As at the Quarter Ending September 30, 2020

Department : State Universities and Colleges (SUCs)  
 Agency/Entity : Western Philippines University  
 Operating Unit : < not applicable >  
 Organization Code : 08 048 000000  
 Fund Cluster : 05 Internally Generated Funds  
 (e.g. UACS Fund Cluster: 05-Internally Generated Funds and 06-Business Related Funds)


Particulars	UACS CODE	Approved Budget			Utilizations					Disbursements					Balances		
		Approved Budgeted Revenue	Adjustments (Reductions, Modifications/ Augmentations)	Adjusted Budgeted Revenue	1st Quarter Ending March 31	2nd Quarter Ending June 30	3rd Quarter Ending Sept. 30	4th Quarter Ending Dec. 31	Total	1st Quarter Ending March 31	2nd Quarter Ending June 30	3rd Quarter Ending Sept. 30	4th Quarter Ending Dec. 31	TOTAL	Unutilized Budget	Unpaid Obligations (10-15)=(17+18)	
		3	4	5=(3+(-4))	6	7	8	9	10=(6+7-8+9)	11	12	13	14	15=(11+12+13+14)	16=(5-10)	Due and Demandable	Not Yet Due and Demandable
<b>General Administration and Support</b>	1000000000000000	80,113,725.20	96,773.52	80,210,498.72	4,079,038.47	3,701,965.94	4,799,865.29	0.00	12,580,869.70	3,176,339.07	1,870,144.41	4,963,099.42	0.00	10,009,582.90	67,629,629.32	1,410,806.80	1,160,480.00
General Management and Supervision	1000001000010000	80,113,725.20	96,773.52	80,210,498.72	4,079,038.47	3,701,965.94	4,799,865.29	0.00	12,580,869.70	3,176,339.07	1,870,144.41	4,963,099.42	0.00	10,009,582.90	67,629,629.32	1,410,806.80	1,160,480.00
PS		1,817,519.92	0.00	1,817,519.92	255,326.96	155,907.84	115,754.65	0.00	526,989.45	230,826.96	171,615.84	89,378.65	0.00	491,821.45	1,290,530.47	35,168.00	0.00
MOOE		58,593,764.28	96,773.52	58,690,537.80	3,447,451.51	2,046,058.10	4,630,110.64	0.00	10,132,620.25	2,945,512.11	1,698,528.57	4,547,740.77	0.00	9,191,781.45	48,551,917.55	155,638.80	785,200.00
CO		19,702,441.00	0.00	19,702,441.00	376,260.00	1,500,000.00	45,000.00	0.00	1,921,260.00	0.00	0.00	325,980.00	0.00	325,980.00	17,781,161.90	1,220,000.00	375,280.00
Sub-Total, General Administration and Support		80,113,725.20	96,773.52	80,210,498.72	4,079,038.47	3,701,965.94	4,799,865.29	0.00	12,580,869.70	3,176,339.07	1,870,144.41	4,963,099.42	0.00	10,009,582.90	67,629,629.32	1,410,806.80	1,160,480.00
PS		1,817,519.92	0.00	1,817,519.92	255,326.96	155,907.84	115,754.65	0.00	526,989.45	230,826.96	171,615.84	89,378.65	0.00	491,821.45	1,290,530.47	35,168.00	0.00
MOOE		58,593,764.28	96,773.52	58,690,537.80	3,447,451.51	2,046,058.10	4,630,110.64	0.00	10,132,620.25	2,945,512.11	1,698,528.57	4,547,740.77	0.00	9,191,781.45	48,551,917.55	155,638.80	785,200.00
FinEx (if Applicable)		0.00	0.00	0.00	0.00	0.00	0.00	0.00	0.00	0.00	0.00	0.00	0.00	0.00	0.00	0.00	0.00
CO		19,702,441.00	0.00	19,702,441.00	376,260.00	1,500,000.00	45,000.00	0.00	1,921,260.00	0.00	0.00	325,980.00	0.00	325,980.00	17,781,161.90	1,220,000.00	375,280.00
Support to Operations	2000000000000000	15,907,512.27	1,818.00	15,909,330.27	879,885.50	1,701,626.94	558,815.70	0.00	3,140,328.14	349,373.50	1,783,688.37	729,548.67	0.00	2,862,610.54	12,769,002.13	275,617.60	2,100.00
Auxiliary Services	2000001000010000	15,907,512.27	1,818.00	15,909,330.27	879,885.50	1,701,626.94	558,815.70	0.00	3,140,328.14	349,373.50	1,783,688.37	729,548.67	0.00	2,862,610.54	12,769,002.13	275,617.60	2,100.00
PS		120,000.00	0.00	120,000.00	0.00	0.00	0.00	0.00	0.00	0.00	0.00	0.00	0.00	0.00	120,000.00	0.00	0.00
MOOE		11,521,504.27	1,818.00	11,523,322.27	844,885.50	1,701,626.94	558,815.70	0.00	3,105,328.14	349,373.50	1,783,688.37	694,548.67	0.00	2,827,610.54	8,417,994.13	275,617.60	2,100.00
CO		4,266,008.00	0.00	4,266,008.00	35,000.00	0.00	0.00	0.00	35,000.00	0.00	0.00	35,000.00	0.00	35,000.00	4,231,008.30	0.00	0.00
Sub-Total, Support to Operations		15,907,512.27	1,818.00	15,909,330.27	879,885.50	1,701,626.94	558,815.70	0.00	3,140,328.14	349,373.50	1,783,688.37	729,548.67	0.00	2,862,610.54	12,769,002.13	275,617.60	2,100.00
PS		120,000.00	0.00	120,000.00	0.00	0.00	0.00	0.00	0.00	0.00	0.00	0.00	0.00	0.00	120,000.00	0.00	0.00
MOOE		11,521,504.27	1,818.00	11,523,322.27	844,885.50	1,701,626.94	558,815.70	0.00	3,105,328.14	349,373.50	1,783,688.37	694,548.67	0.00	2,827,610.54	8,417,994.13	275,617.60	2,100.00
FinEx (if Applicable)		0.00	0.00	0.00	0.00	0.00	0.00	0.00	0.00	0.00	0.00	0.00	0.00	0.00	0.00	0.00	0.00
CO		4,266,008.00	0.00	4,266,008.00	35,000.00	0.00	0.00	0.00	35,000.00	0.00	0.00	35,000.00	0.00	35,000.00	4,231,008.30	0.00	0.00
Operations	3000000000000000	172,066,495.23	265,831.45	172,332,326.68	6,329,731.84	4,379,781.08	4,422,726.63	0.00	15,132,219.55	4,303,454.06	4,451,605.03	4,725,266.37	0.00	13,480,327.46	157,200,107.13	842,070.66	809,821.43
OO - Relevant and quality tertiary education ensured to achieve inclusive growth and access of poor but deserving students to quality tertiary education (increased)	3100000000000000	157,751,577.44	263,536.45	158,015,113.89	5,626,605.00	3,817,881.68	3,487,864.56	0.00	12,932,352.14	3,636,838.12	3,926,037.86	3,872,847.44	0.00	11,437,723.42	145,082,761.75	724,207.29	770,421.43
HIGHER EDUCATION PROGRAM	3101000000000000	157,751,577.44	263,536.45	158,015,113.89	5,626,605.00	3,817,881.68	3,487,864.56	0.00	12,932,352.14	3,636,838.12	3,926,037.86	3,872,847.44	0.00	11,437,723.42	145,082,761.75	724,207.29	770,421.43
Provision of Higher Education Services	3101001000020000	157,751,577.44	263,536.45	158,015,113.89	5,626,605.00	3,817,881.68	3,487,864.56	0.00	12,932,352.14	3,636,838.12	3,926,037.86	3,872,847.44	0.00	11,437,723.42	145,082,761.75	724,207.29	770,421.43
PS		3,350,176.63	0.00	3,350,176.63	44,805.00	191,797.40	59,147.40	0.00	295,749.80	44,805.00	120,442.70	130,502.10	0.00	295,749.80	3,054,426.83	0.00	0.00
MOOE		83,069,915.78	263,536.45	83,333,452.23	5,559,820.00	3,561,084.28	3,428,717.16	0.00	12,549,622.34	3,592,033.12	3,807,595.16	3,742,345.34	0.00	11,141,973.62	70,783,829.99	659,207.29	748,441.43
CO		71,331,485.03	0.00	71,331,485.03	21,960.00	65,000.00	0.00	0.00	86,980.00	0.00	0.00	0.00	0.00	0.00	71,244,505.33	65,000.00	21,960.00


This report was generated using the Unified Reporting System on null version FAR2.1.1 : Status - SUBMITTED


Department : State Universities and Colleges (SUCs)  
 Agency/Entity : Western Philippines University  
 Operating Unit : < not applicable >  
 Organization Code : 08 048 0000000  
 Fund Cluster : 05 Internally Generated Funds  
 (e.g. UACS Fund Cluster: 05-Internally Generated Funds and 06-Business Related Funds)

Particulars	UACS CODE	Approved Budget			Utilizations					Disbursements					Balances		
		Approved Budgeted Revenue	Adjustments (Reductions, Modifications, Augmentations)	Adjusted Budgeted Revenue	1st Quarter Ending March 31	2nd Quarter Ending June 30	3rd Quarter Ending Sept. 30	4th Quarter Ending Dec. 31	Total	1st Quarter Ending March 31	2nd Quarter Ending June 30	3rd Quarter Ending Sept. 30	4th Quarter Ending Dec. 31	TOTAL	Unutilized Budget	Unpaid Obligations (10-15)=(17+18)	
																5=(3+(-)4)	6
OO : Higher education research approved to promote economic productivity and innovation	32000000000000	9,113,341.83	2,295.00	9,115,636.83	421,465.22	379,847.13	483,057.21	0.00	1,284,369.56	387,895.22	349,994.90	443,733.07	0.00	1,181,623.19	7,831,267.27	63,346.37	39,400.00
RESEARCH PROGRAM	32020000000000	9,113,341.83	2,295.00	9,115,636.83	421,465.22	379,847.13	483,057.21	0.00	1,284,369.56	387,895.22	349,994.90	443,733.07	0.00	1,181,623.19	7,831,267.27	63,346.37	39,400.00
Conduct of Research Services, including P1,000,000 for Research Rewards/Incentives	32020010000100	9,113,341.83	2,295.00	9,115,636.83	421,465.22	379,847.13	483,057.21	0.00	1,284,369.56	387,895.22	349,994.90	443,733.07	0.00	1,181,623.19	7,831,267.27	63,346.37	39,400.00
PS		324,000.00	0.00	324,000.00	0.00	0.00	0.00	0.00	0.00	0.00	0.00	0.00	0.00	0.00	324,000.00	0.00	0.00
MOOE		8,588,619.73	2,295.00	8,590,914.73	421,465.22	379,847.13	483,057.21	0.00	1,255,669.56	387,895.22	349,994.90	443,733.07	0.00	1,181,623.19	7,335,245.17	34,846.37	39,400.00
CO		200,722.10	0.00	200,722.10	0.00	0.00	0.00	0.00	28,700.00	0.00	0.00	0.00	0.00	0.00	172,022.10	28,700.00	0.00
OO : Community engagement increased	33000000000000	5,201,575.96	0.00	5,201,575.96	281,660.72	182,032.27	451,804.86	0.00	915,497.85	278,720.72	173,572.27	408,687.86	0.00	860,980.85	4,286,078.11	54,517.00	0.00
TECHNICAL ADVISORY EXTENSION PROGRAM	33010000000000	5,201,575.96	0.00	5,201,575.96	281,660.72	182,032.27	451,804.86	0.00	915,497.85	278,720.72	173,572.27	408,687.86	0.00	860,980.85	4,286,078.11	54,517.00	0.00
Provision of Extension Services	33010010000100	5,201,575.96	0.00	5,201,575.96	281,660.72	182,032.27	451,804.86	0.00	915,497.85	278,720.72	173,572.27	408,687.86	0.00	860,980.85	4,286,078.11	54,517.00	0.00
PS		120,000.00	0.00	120,000.00	0.00	0.00	0.00	0.00	0.00	0.00	0.00	0.00	0.00	0.00	120,000.00	0.00	0.00
MOOE		4,953,611.96	0.00	4,953,611.96	281,660.72	182,032.27	451,804.86	0.00	915,497.85	278,720.72	173,572.27	408,687.86	0.00	860,980.85	4,038,114.11	54,517.00	0.00
CO		127,964.00	0.00	127,964.00	0.00	0.00	0.00	0.00	0.00	0.00	0.00	0.00	0.00	0.00	127,964.00	0.00	0.00
Sub-Total: Operations		172,066,495.23	265,831.45	172,332,326.68	6,329,731.94	4,379,781.08	4,422,726.63	0.00	15,132,249.55	4,303,454.36	4,451,905.03	4,725,268.37	0.00	13,480,327.46	157,290,167.13	842,070.68	809,821.43
PS		3,794,176.63	0.00	3,794,176.63	44,905.00	191,797.40	59,147.40	0.00	295,749.80	44,905.00	120,442.70	130,502.10	0.00	295,749.80	3,498,426.83	0.00	0.00
MOOE		96,612,147.47	265,831.45	96,877,978.92	6,262,446.84	4,172,963.68	4,334,879.23	0.00	14,720,789.75	4,258,649.36	4,331,162.33	4,594,766.27	0.00	13,184,577.66	82,157,169.17	748,370.66	787,841.43
FinEx (if Applicable)		0.00	0.00	0.00	0.00	0.00	0.00	0.00	0.00	0.00	0.00	0.00	0.00	0.00	0.00	0.00	0.00
CO		71,960,171.13	0.00	71,960,171.13	21,380.00	65,000.00	28,700.00	0.00	115,680.00	0.00	0.00	0.00	0.00	0.00	0.00	0.00	0.00
GRAND TOTAL		268,087,732.70	364,422.97	268,452,155.67	11,288,655.81	9,783,353.96	9,781,407.62	0.00	30,853,417.39	7,829,166.63	8,105,437.81	10,417,918.46	0.00	26,352,520.90	237,598,738.28	2,528,495.06	1,972,401.43
PS		5,731,696.55	0.00	5,731,696.55	300,131.96	347,705.24	174,802.05	0.00	822,739.25	275,631.96	292,058.54	219,880.75	0.00	787,571.25	4,908,967.30	35,168.00	0.00
MOOE		196,727,416.02	364,422.97	197,091,838.99	10,555,283.85	7,870,648.72	9,532,805.57	0.00	27,358,738.14	7,553,534.67	7,813,379.27	9,837,955.71	0.00	25,203,969.65	139,133,000.85	1,179,627.06	1,575,141.43
FinEx (if Applicable)		0.00	0.00	0.00	0.00	0.00	0.00	0.00	0.00	0.00	0.00	0.00	0.00	0.00	0.00	0.00	0.00
CO		95,628,620.13	0.00	95,628,620.13	433,240.00	1,565,000.00	73,700.00	0.00	2,071,940.00	0.00	0.00	0.00	0.00	360,980.00	93,556,660.13	1,313,700.00	397,200.00

Certified Correct:  
 GENE MICHELLE S. PADUGA  
 BUDGET OFFICER  
 Date: 2020-10-30 08:23:52.0

Certified Correct:  
  
 SHERRY L. MALCEDO  
 CHIEF ACCOUNTANT  
 Date: 2020-10-30 08:23:52.0

Recommending Approval  
  
 NOEL L. GAURAN  
 VP FOR ADMIN AND FINANCE  
 Date: 2020-10-30 09:05:

Approved By:  
  
 JULIE HOPE TIMOTEA P. EVINA  
 HEAD OF AGENCY  
 Date: 2020-10-30 09:09: