

SUMMARY OF APPROPRIATIONS, ALLOTMENTS, OBLIGATIONS, DISBURSEMENTS AND BALANCES BY OBJECT OF EXPENDITURES

As at the Quarter Ending September 30, 2020

FAR No. 1-A

Department : State Universities and Colleges (SUCs)
 Agency : Western Philippines University
 Operating Unit : < not applicable >
 Organization Code : 08 048 000000
 Fund Cluster : 01 Regular Agency Fund
 (e.g. UA-CS Fund Cluster: 01-Regular Agency Fund, 02-Foreign Assisted Projects Fund, 03-Special Account-Locally Funded/Domestic Grants Fund, and 04-Special Account-Foreign Assisted/Foreign Grants Fund)

| | |
|---|-----------------------------|
| X | Current Year Appropriations |
| | Supplemental |
| | Continuing Appropriations |


| Particulars | UACS CODE | Appropriations | | | Allotments | | | Obligations | | | | Disbursements | | | | Balances | | | | | | | | | |
|--|------------|---------------------------|--|-------------------------|---------------------|--|-------------|----------------|---------------------|-----------------------------|----------------------------|-----------------------------|----------------------------|------------------|-----------------------------|----------------------------|-----------------------------|----------------------------|------------------|---------------------------|------------------------|------------------------------------|------|--|--|
| | | Authorized Appropriations | Adjustments (Transfer To/From, Modifications/ Augmentations) | Adjusted Appropriations | Allotments Received | Adjustments (Reductions, Modifications/ Augmentations) | Transfer To | Transfer From | Adjusted Allotments | 1st Quarter Ending March 31 | 2nd Quarter Ending June 30 | 3rd Quarter Ending Sept. 30 | 4th Quarter Ending Dec. 31 | TOTAL | 1st Quarter Ending March 31 | 2nd Quarter Ending June 30 | 3rd Quarter Ending Sept. 30 | 4th Quarter Ending Dec. 31 | TOTAL | Unreleased Appropriations | Unobligated Allotments | Unpaid Obligations (15-20)/(23+24) | | | |
| | | 3 | 4 | 5=(3+4) | 6 | 7 | 8 | 9 | 10=[(8)-(7)-(9)] | 11 | 12 | 13 | 14 | 15=(11+12+13+14) | 16 | 17 | 18 | 19 | 20=(16+17+18+19) | 21=(5-10) | 22=(10-15) | 23 | 24 | | |
| SUMMARY | | 265,767,000.00 | (13,843,516.00) | 251,923,484.00 | 236,117,668.00 | 6,902,974.00 | 0.00 | 243,110,672.00 | 60,065,461.10 | 69,427,638.49 | 44,517,333.37 | 0.00 | 174,010,432.96 | 48,597,746.82 | 61,012,826.74 | 50,941,419.11 | 0.00 | 160,451,994.67 | 8,812,812.00 | 69,100,259.04 | 1,009,000.10 | 12,549,418.10 | | | |
| A. AGENCY SPECIFIC BUDGET | | 250,315,000.00 | (21,493,711.00) | 228,821,289.00 | 220,008,477.00 | 54,296,510.40 | 0.00 | 220,008,477.00 | 54,296,510.40 | 65,836,771.00 | 41,636,402.71 | 0.00 | 161,771,684.20 | 42,839,736.12 | 57,421,861.34 | 47,960,506.45 | 0.00 | 148,213,265.91 | 8,812,812.00 | 68,238,732.80 | 1,009,000.10 | 12,549,418.10 | | | |
| Personnel Services | | 179,697,000.00 | 0.00 | 179,697,000.00 | 171,164,186.00 | 0.00 | 0.00 | 171,164,186.00 | 39,218,115.25 | 52,921,526.90 | 37,354,649.75 | 0.00 | 129,494,291.96 | 38,071,057.45 | 37,071,057.45 | 34,074,894.53 | 0.00 | 107,181,043.70 | 0.00 | 24,459,059.34 | 357,296.59 | 0.00 | | | |
| Salaries and Wages | 501010000 | 131,886,000.00 | 0.00 | 131,886,000.00 | 131,886,000.00 | 0.00 | 0.00 | 131,886,000.00 | 36,125,971.76 | 37,102,303.21 | 34,199,655.09 | 0.00 | 107,427,940.06 | 36,024,513.96 | 37,071,057.45 | 33,758,267.90 | 0.00 | 106,188,870.44 | 0.00 | 22,338,807.57 | 241,321.96 | 0.00 | | | |
| Salaries and Wages - Regular | 501010100 | 128,779,000.00 | 0.00 | 128,779,000.00 | 128,779,000.00 | 0.00 | 0.00 | 128,779,000.00 | 35,811,999.32 | 36,745,154.95 | 33,883,036.16 | 0.00 | 106,440,192.43 | 35,721,116.49 | 36,719,496.95 | 33,758,267.90 | 0.00 | 106,198,870.44 | 0.00 | 22,338,807.57 | 241,321.96 | 0.00 | | | |
| Basic Salary - Civilian | 501010101 | 128,779,000.00 | 0.00 | 128,779,000.00 | 128,779,000.00 | 0.00 | 0.00 | 128,779,000.00 | 35,811,999.32 | 36,745,154.95 | 33,883,036.16 | 0.00 | 106,440,192.43 | 35,721,116.49 | 36,719,496.95 | 33,758,267.90 | 0.00 | 106,198,870.44 | 0.00 | 22,338,807.57 | 241,321.96 | 0.00 | | | |
| Salaries and Wages - Casual/Contractual | 501010200 | 3,107,000.00 | 0.00 | 3,107,000.00 | 3,107,000.00 | 0.00 | 0.00 | 3,107,000.00 | 313,972.44 | 357,148.26 | 316,627.53 | 0.00 | 987,748.23 | 303,397.47 | 304,148.26 | 316,627.53 | 0.00 | 982,173.26 | 0.00 | 2,119,251.77 | 5,574.91 | 0.00 | | | |
| Other Compensation | 501020000 | 36,527,000.00 | 0.00 | 36,527,000.00 | 36,527,000.00 | 0.00 | 0.00 | 36,527,000.00 | 2,364,323.28 | 14,970,066.71 | 2,449,281.83 | 0.00 | 19,903,691.42 | 2,318,723.28 | 14,802,498.71 | 2,511,970.00 | 0.00 | 19,693,191.99 | 0.00 | 16,723,306.38 | 110,490.63 | 0.00 | | | |
| Personal Economic Relief Allowance (PERA) | 501020100 | 7,848,000.00 | 0.00 | 7,848,000.00 | 7,848,000.00 | 0.00 | 0.00 | 7,848,000.00 | 2,163,210.26 | 2,247,031.21 | 2,017,536.63 | 0.00 | 6,427,778.12 | 2,163,210.26 | 2,247,031.21 | 2,008,173.00 | 0.00 | 6,418,414.48 | 0.00 | 1,429,221.88 | 9,363.83 | 0.00 | | | |
| PERA - Civilian | 501020101 | 7,848,000.00 | 0.00 | 7,848,000.00 | 7,848,000.00 | 0.00 | 0.00 | 7,848,000.00 | 2,163,210.26 | 2,247,031.21 | 2,017,536.63 | 0.00 | 6,427,778.12 | 2,163,210.26 | 2,247,031.21 | 2,008,173.00 | 0.00 | 6,418,414.48 | 0.00 | 1,429,221.88 | 9,363.83 | 0.00 | | | |
| Representation Allowance (RA) | 501020200 | 180,000.00 | 0.00 | 180,000.00 | 180,000.00 | 0.00 | 0.00 | 180,000.00 | 27,931.00 | 46,379.00 | 45,000.00 | 0.00 | 118,310.00 | 27,931.00 | 46,379.00 | 45,000.00 | 0.00 | 118,310.00 | 0.00 | 60,690.00 | 0.00 | 0.00 | | | |
| Transportation Allowance (TA) | 501020300 | 180,000.00 | 0.00 | 180,000.00 | 180,000.00 | 0.00 | 0.00 | 180,000.00 | 18,066.00 | 37,414.00 | 25,000.00 | 0.00 | 81,380.00 | 18,066.00 | 37,414.00 | 25,000.00 | 0.00 | 81,380.00 | 0.00 | 96,620.00 | 0.00 | 0.00 | | | |
| Transportation Allowance (TA) | 501020301 | 180,000.00 | 0.00 | 180,000.00 | 180,000.00 | 0.00 | 0.00 | 180,000.00 | 18,066.00 | 37,414.00 | 25,000.00 | 0.00 | 81,380.00 | 18,066.00 | 37,414.00 | 25,000.00 | 0.00 | 81,380.00 | 0.00 | 96,620.00 | 0.00 | 0.00 | | | |
| Clothing/Uniform Allowance - Civilian | 501020400 | 1,982,000.00 | 0.00 | 1,982,000.00 | 1,982,000.00 | 0.00 | 0.00 | 1,982,000.00 | 0.00 | 1,722,000.00 | 234,000.00 | 0.00 | 1,956,000.00 | 0.00 | 1,722,000.00 | 234,000.00 | 0.00 | 1,956,000.00 | 0.00 | 1,600.00 | 0.00 | 0.00 | | | |
| Clothing/Uniform Allowance - Civilian | 501020401 | 1,982,000.00 | 0.00 | 1,982,000.00 | 1,982,000.00 | 0.00 | 0.00 | 1,982,000.00 | 0.00 | 1,722,000.00 | 234,000.00 | 0.00 | 1,956,000.00 | 0.00 | 1,722,000.00 | 234,000.00 | 0.00 | 1,956,000.00 | 0.00 | 1,600.00 | 0.00 | 0.00 | | | |
| Subsistence Allowance (SA) | 501020500 | 106,000.00 | 0.00 | 106,000.00 | 106,000.00 | 0.00 | 0.00 | 106,000.00 | 15,360.00 | 22,200.00 | 23,100.00 | 0.00 | 60,650.00 | 15,360.00 | 22,200.00 | 23,100.00 | 0.00 | 60,650.00 | 0.00 | 43,300.00 | 0.00 | 0.00 | | | |
| Subsistence Allowance - Migma Cards for Public Health Workers under H.A. 7305 | 501020503 | 106,000.00 | 0.00 | 106,000.00 | 106,000.00 | 0.00 | 0.00 | 106,000.00 | 15,360.00 | 22,200.00 | 23,100.00 | 0.00 | 60,650.00 | 15,360.00 | 22,200.00 | 23,100.00 | 0.00 | 60,650.00 | 0.00 | 43,300.00 | 0.00 | 0.00 | | | |
| Laundry Allowance (LA) | 501020600 | 7,000.00 | 0.00 | 7,000.00 | 7,000.00 | 0.00 | 0.00 | 7,000.00 | 1,048.00 | 1,517.00 | 1,576.00 | 0.00 | 4,141.00 | 1,048.00 | 1,517.00 | 1,576.00 | 0.00 | 4,141.00 | 0.00 | 1,899.00 | 0.00 | 0.00 | | | |
| Laundry Allowance - Migma Cards Benefits for Public Health Workers under H.A. 7305 | 501020604 | 7,000.00 | 0.00 | 7,000.00 | 7,000.00 | 0.00 | 0.00 | 7,000.00 | 1,048.00 | 1,517.00 | 1,576.00 | 0.00 | 4,141.00 | 1,048.00 | 1,517.00 | 1,576.00 | 0.00 | 4,141.00 | 0.00 | 1,899.00 | 0.00 | 0.00 | | | |
| Honoraria | 501021000 | 1,010,000.00 | 0.00 | 1,010,000.00 | 1,010,000.00 | 0.00 | 0.00 | 1,010,000.00 | 62,600.00 | 54,268.50 | 10,000.00 | 0.00 | 126,868.50 | 17,000.00 | 99,808.50 | 0.00 | 0.00 | 116,868.50 | 0.00 | 881,191.50 | 10,000.00 | 0.00 | | | |
| Honoraria - Civilian | 501021001 | 1,010,000.00 | 0.00 | 1,010,000.00 | 1,010,000.00 | 0.00 | 0.00 | 1,010,000.00 | 62,600.00 | 54,268.50 | 10,000.00 | 0.00 | 126,868.50 | 17,000.00 | 99,808.50 | 0.00 | 0.00 | 116,868.50 | 0.00 | 881,191.50 | 10,000.00 | 0.00 | | | |
| Hazard Pay (HP) | 501021100 | 502,000.00 | 0.00 | 502,000.00 | 502,000.00 | 0.00 | 0.00 | 502,000.00 | 75,216.00 | 106,337.00 | 113,069.00 | 0.00 | 296,624.00 | 75,216.00 | 106,337.00 | 113,069.00 | 0.00 | 296,624.00 | 0.00 | 206,376.00 | 0.00 | 0.00 | | | |
| HP - Migma Cards Benefits for Public Health Workers under H.A. 7305 | 5010211005 | 502,000.00 | 0.00 | 502,000.00 | 502,000.00 | 0.00 | 0.00 | 502,000.00 | 75,216.00 | 106,337.00 | 113,069.00 | 0.00 | 296,624.00 | 75,216.00 | 106,337.00 | 113,069.00 | 0.00 | 296,624.00 | 0.00 | 206,376.00 | 0.00 | 0.00 | | | |
| Year-End Bonus | 501021400 | 10,731,000.00 | 0.00 | 10,731,000.00 | 10,731,000.00 | 0.00 | 0.00 | 10,731,000.00 | 0.00 | 0.00 | 0.00 | 0.00 | 0.00 | 0.00 | 0.00 | 0.00 | 0.00 | 0.00 | 10,639,864.00 | 0.00 | 91,136.00 | 0.00 | 0.00 | | |
| Bonus - Civilian | 501021401 | 10,731,000.00 | 0.00 | 10,731,000.00 | 10,731,000.00 | 0.00 | 0.00 | 10,731,000.00 | 0.00 | 0.00 | 0.00 | 0.00 | 0.00 | 0.00 | 0.00 | 0.00 | 0.00 | 0.00 | 10,639,864.00 | 0.00 | 91,136.00 | 0.00 | 0.00 | | |
| Cash Gift | 501021500 | 1,635,000.00 | 0.00 | 1,635,000.00 | 1,635,000.00 | 0.00 | 0.00 | 1,635,000.00 | 0.00 | 0.00 | 0.00 | 0.00 | 0.00 | 0.00 | 0.00 | 0.00 | 0.00 | 0.00 | 1,635,000.00 | 0.00 | 0.00 | 0.00 | 0.00 | | |
| Cash Gift - Civilian | 501021501 | 1,635,000.00 | 0.00 | 1,635,000.00 | 1,635,000.00 | 0.00 | 0.00 | 1,635,000.00 | 0.00 | 0.00 | 0.00 | 0.00 | 0.00 | 0.00 | 0.00 | 0.00 | 0.00 | 0.00 | 1,635,000.00 | 0.00 | 0.00 | 0.00 | 0.00 | | |
| Other Bonuses and Allowances | 501029900 | 12,366,000.00 | 0.00 | 12,366,000.00 | 12,366,000.00 | 0.00 | 0.00 | 12,366,000.00 | 0.00 | 10,731,000.00 | 0.00 | 0.00 | 0.00 | 10,731,000.00 | 0.00 | 10,577,812.00 | 62,952.00 | 0.00 | 10,639,864.00 | 0.00 | 1,635,000.00 | 0.00 | 0.00 | | |
| Productivity Enhancement Incentive - Civilian | 5010299012 | 1,635,000.00 | 0.00 | 1,635,000.00 | 1,635,000.00 | 0.00 | 0.00 | 1,635,000.00 | 0.00 | 0.00 | 0.00 | 0.00 | 0.00 | 0.00 | 0.00 | 0.00 | 0.00 | 0.00 | 1,635,000.00 | 0.00 | 0.00 | 0.00 | 0.00 | | |
| Mid-Year Bonus - Civilian | 5010299036 | 10,731,000.00 | 0.00 | 10,731,000.00 | 10,731,000.00 | 0.00 | 0.00 | 10,731,000.00 | 0.00 | 10,731,000.00 | 0.00 | 0.00 | 0.00 | 10,731,000.00 | 0.00 | 10,577,812.00 | 62,952.00 | 0.00 | 10,639,864.00 | 0.00 | 0.00 | 0.00 | 0.00 | | |
| Personnel Benefit Contributions | 501030000 | 2,217,000.00 | 0.00 | 2,217,000.00 | 2,217,000.00 | 0.00 | 0.00 | 2,217,000.00 | 727,636.21 | 742,269.04 | 557,366.43 | 0.00 | 2,027,271.68 | 727,636.21 | 742,269.04 | 557,366.43 | 0.00 | 1,638,269.68 | 0.00 | 1,638,269.68 | 0.00 | 0.00 | 0.00 | | |
| Pag-IBIG Contributions | 501030200 | 392,000.00 | 0.00 | 392,000.00 | 392,000.00 | 0.00 | 0.00 | 392,000.00 | 107,900.00 | 108,500.00 | 105,600.00 | 0.00 | 322,000.00 | 107,900.00 | 108,500.00 | 105,600.00 | 0.00 | 322,000.00 | 0.00 | 7,000.00 | 0.00 | 0.00 | 0.00 | | |
| Pag-IBIG - Civilian | 501030201 | 392,000.00 | 0.00 | 392,000.00 | 392,000.00 | 0.00 | 0.00 | 392,000.00 | 107,900.00 | 108,500.00 | 105,600.00 | 0.00 | 322,000.00 | 107,900.00 | 108,500.00 | 105,600.00 | 0.00 | 322,000.00 | 0.00 | 7,000.00 | 0.00 | 0.00 | 0.00 | | |
| Phil | | | | | | | | | | | | | | | | | | | | | | | | | |


Department : State Universities and Colleges (SUCs)
 Agency : Western Philippines University
 Operating Unit : < not applicable >
 Organization Code : 08 048 0000000
 Fund Cluster : 01 Regular Agency Fund
 (e.g. UACS Fund Cluster: 01-Regular Agency Fund, 02-Foreign Assisted Projects Fund, 03-Special Account-Locally Funded/Domestic Grants Fund, and 04-Special Account-Foreign Assisted/Foreign Grants Fund)


| | |
|---|-----------------------------|
| X | Current Year Appropriations |
| | Supplemental |
| | Continuing Appropriations |

| Particulars | UACS CODE | Appropriations | | | | | Allotments | | | | Obligations | | | | Disbursements | | | | Balances | | | | |
|--|------------|---------------------------|--|-------------------------|---------------------|--|-------------|----------------|---------------------|-----------------------------|----------------------------|-----------------------------|----------------------------|------------------|-----------------------------|----------------------------|-----------------------------|----------------------------|------------------|---------------------------|------------------------|------------------------------------|----|
| | | Authorized Appropriations | Adjustments (Transfer To/From, Modifications/ Augmentations) | Adjusted Appropriations | Allotments Received | Adjustments (Reductions, Modifications/ Augmentations) | Transfer To | Transfer From | Adjusted Allotments | 1st Quarter Ending March 31 | 2nd Quarter Ending June 30 | 3rd Quarter Ending Sept. 30 | 4th Quarter Ending Dec. 31 | TOTAL | 1st Quarter Ending March 31 | 2nd Quarter Ending June 30 | 3rd Quarter Ending Sept. 30 | 4th Quarter Ending Dec. 31 | TOTAL | Unreleased Appropriations | Unobligated Allotments | Unpaid Obligations (15-20)+(23+24) | |
| | | 3 | 4 | 5=(3+4) | 6 | 7 | 8 | 9 | 10=(6+(-)7 +(-)9) | 11 | 12 | 13 | 14 | 15=(11+12+13+14) | 16 | 17 | 18 | 19 | 20=(16+17+18+19) | 21=(5-10) | 22=(10-15) | 23 | 24 |
| Machinery and Equipment Outlay | 5066405000 | 25,000,000.00 | 0.00 | 25,000,000.00 | 25,000,000.00 | 0.00 | 0.00 | 25,000,000.00 | 10,335,380.48 | 8,428,500.00 | 960,542.00 | 0.00 | 19,721,422.48 | 0.00 | 0.00 | 7,151,115.19 | 0.00 | 7,151,115.19 | 0.00 | 5,285,577.52 | 196,642.00 | 12,373,665.20 | |
| Other Machinery and Equipment | 5066405099 | 25,000,000.00 | 0.00 | 25,000,000.00 | 25,000,000.00 | 0.00 | 0.00 | 25,000,000.00 | 10,335,380.48 | 8,428,500.00 | 960,542.00 | 0.00 | 19,721,422.48 | 0.00 | 0.00 | 7,151,115.19 | 0.00 | 7,151,115.19 | 0.00 | 5,285,577.52 | 196,642.00 | 12,373,665.20 | |
| B. AUTOMATIC APPROPRIATIONS | | 15,452,000.00 | (10,931,778.00) | 4,520,221.00 | 16,109,221.00 | (11,589,000.00) | 0.00 | 4,520,221.00 | 4,309,866.00 | 188,504.40 | 8,756.74 | 0.00 | 4,507,129.14 | 4,309,866.00 | 188,504.40 | 8,756.74 | 0.00 | 4,507,129.14 | 0.00 | 13,091.86 | 0.00 | 0.00 | |
| Retirement and Life Insurance Premiums | | 15,452,000.00 | (10,931,778.00) | 4,520,221.00 | 16,109,221.00 | (11,589,000.00) | 0.00 | 4,520,221.00 | 4,309,866.00 | 188,504.40 | 8,756.74 | 0.00 | 4,507,129.14 | 4,309,866.00 | 188,504.40 | 8,756.74 | 0.00 | 4,507,129.14 | 0.00 | 13,091.86 | 0.00 | 0.00 | |
| C. SPECIAL PURPOSE FUNDS | | 18,581,974.00 | 0.00 | 18,581,974.00 | 0.00 | 0.00 | 0.00 | 18,581,974.00 | 1,457,084.70 | 3,402,363.00 | 2,872,151.92 | 0.00 | 7,731,599.62 | 1,457,084.70 | 3,402,363.00 | 2,872,151.92 | 0.00 | 7,731,599.62 | 0.00 | 10,893,374.38 | 0.00 | 0.00 | |
| Miscellaneous Personnel Benefits Fund | | 18,581,974.00 | 0.00 | 18,581,974.00 | 0.00 | 0.00 | 0.00 | 18,581,974.00 | 1,457,084.70 | 3,402,363.00 | 2,872,151.92 | 0.00 | 7,731,599.62 | 1,457,084.70 | 3,402,363.00 | 2,872,151.92 | 0.00 | 7,731,599.62 | 0.00 | 10,893,374.38 | 0.00 | 0.00 | |
| Other Personnel Benefits | 5010400000 | 0.00 | 17,545,511.00 | 17,545,511.00 | 0.00 | 17,545,511.00 | 0.00 | 17,545,511.00 | 1,457,084.70 | 3,402,363.00 | 1,835,688.92 | 0.00 | 6,695,136.62 | 1,457,084.70 | 3,402,363.00 | 1,835,688.92 | 0.00 | 6,695,136.62 | 0.00 | 10,893,374.38 | 0.00 | 0.00 | |
| Other Personnel Benefits | | 0.00 | 17,545,511.00 | 17,545,511.00 | 0.00 | 17,545,511.00 | 0.00 | 17,545,511.00 | 1,457,084.70 | 3,402,363.00 | 1,835,688.92 | 0.00 | 6,695,136.62 | 1,457,084.70 | 3,402,363.00 | 1,835,688.92 | 0.00 | 6,695,136.62 | 0.00 | 10,893,374.38 | 0.00 | 0.00 | |
| Lump sum for Compensation Adjustment | 5010406000 | 0.00 | 17,545,511.00 | 17,545,511.00 | 0.00 | 17,545,511.00 | 0.00 | 17,545,511.00 | 1,457,084.70 | 3,402,363.00 | 1,835,688.92 | 0.00 | 6,695,136.62 | 1,457,084.70 | 3,402,363.00 | 1,835,688.92 | 0.00 | 6,695,136.62 | 0.00 | 10,893,374.38 | 0.00 | 0.00 | |
| Other Personnel Benefits | | 0.00 | 17,545,511.00 | 17,545,511.00 | 0.00 | 17,545,511.00 | 0.00 | 17,545,511.00 | 1,457,084.70 | 3,402,363.00 | 1,835,688.92 | 0.00 | 6,695,136.62 | 1,457,084.70 | 3,402,363.00 | 1,835,688.92 | 0.00 | 6,695,136.62 | 0.00 | 10,893,374.38 | 0.00 | 0.00 | |
| Pension and Gratuity Fund | | 0.00 | 1,036,463.00 | 1,036,463.00 | 0.00 | 1,036,463.00 | 0.00 | 1,036,463.00 | 0.00 | 0.00 | 1,036,463.00 | 0.00 | 1,036,463.00 | 0.00 | 0.00 | 1,036,463.00 | 0.00 | 1,036,463.00 | 0.00 | 0.00 | 0.00 | 0.00 | |
| Other Personnel Benefits | 5010400000 | 0.00 | 1,036,463.00 | 1,036,463.00 | 0.00 | 1,036,463.00 | 0.00 | 1,036,463.00 | 0.00 | 0.00 | 1,036,463.00 | 0.00 | 1,036,463.00 | 0.00 | 0.00 | 1,036,463.00 | 0.00 | 1,036,463.00 | 0.00 | 0.00 | 0.00 | 0.00 | |
| Other Personnel Benefits | | 0.00 | 1,036,463.00 | 1,036,463.00 | 0.00 | 1,036,463.00 | 0.00 | 1,036,463.00 | 0.00 | 0.00 | 1,036,463.00 | 0.00 | 1,036,463.00 | 0.00 | 0.00 | 1,036,463.00 | 0.00 | 1,036,463.00 | 0.00 | 0.00 | 0.00 | 0.00 | |
| Terminal Leave Benefits - Civilian | 5010403001 | 0.00 | 1,036,463.00 | 1,036,463.00 | 0.00 | 1,036,463.00 | 0.00 | 1,036,463.00 | 0.00 | 0.00 | 1,036,463.00 | 0.00 | 1,036,463.00 | 0.00 | 0.00 | 1,036,463.00 | 0.00 | 1,036,463.00 | 0.00 | 0.00 | 0.00 | 0.00 | |
| GRAND TOTAL | | 295,767,000.00 | (13,843,518.00) | 251,923,482.00 | 236,117,698.00 | 6,992,973.00 | 0.00 | 243,110,671.00 | 60,085,461.16 | 69,427,638.49 | 44,517,313.37 | 0.00 | 174,010,412.96 | 48,597,746.82 | 61,012,828.74 | 60,841,419.11 | 0.00 | 160,451,994.67 | 8,812,812.00 | 69,100,256.04 | 1,009,000.10 | 12,549,418.16 | |

Certified Correct:
 GENE MUELLE S. PADUGA
 BUDGET OFFICER
 Date: 2020-10-23 16:31:45.0

Certified Correct:

 CHERRY L. MALICDEM
 CHIEF ACCOUNTANT
 Date: 2020-10-23 16:31:45.0

Recommending Approval:

 NOEL L. GAURAN
 VP FOR ADMIN AND FINANCE
 Date: 2020-10-26 11:01:

Approved By:

 JULIE HOPE MOTEA P. EVINA
 HEAD OF AGENCY
 Date: 2020-10-26 11:10: