

QUARTERLY PHYSICAL REPORT OF OPERATION


As of September 30, 2020

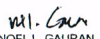
Department : State Universities and Colleges (SUCs)  
 Agency : Western Philippines University  
 Operating Unit : < not applicable >  
 Organization Code (UACS) : 08 048 0000000


Particulars	UACS CODE	Physical Target (Budget Year)					Physical Accomplishment (Budget Year)					Variance	Remarks
		1st Quarter	2nd Quarter	3rd Quarter	4th Quarter	Total	1st Quarter	2nd Quarter	3rd Quarter	4th Quarter	Total		
1	2	3	4	5	6	7	8	9	10	11	12	13	14
HIGHER EDUCATION PROGRAM	31010000000000												
OO: Relevant and quality tertiary education ensured to													
Outcome Indicators										0			
1. Percentage of first-time licensure exam-takers that pass the licensure exams		55%	55%	55%	55%	55%	53.85%	53.85%	53.85%	0	53.85%	-1.15%	Cumulative; PRC exams postponed until further notice due to COVID-19 pandemic
2. Percentage of graduates (2 years prior) that are employed					91%	91%				0			Accomplishment will be reported on 4th quarter
Output Indicators										0			
1. Percentage of undergraduate student population enrolled in CHED-identified and RDC-identified priority programs				100%		100%			100%	0	100%	0	
2. Percentage of undergraduate programs with accreditation					90%	90%				0			Accomplishment will be reported on 4th quarter
ADVANCED EDUCATION PROGRAM	32010000000000												
OO: Higher education research improved to promote													
Outcome Indicator										0			
1. Percentage of graduate school faculty engaged in research work applied in any of the following										0			
a. pursuing advanced research degree programs (Ph.D)					8.89%	8.89%				0			Accomplishment will be reported on 4th quarter
b. actively pursuing in the last three (3) years (investigative research, basic and applied scientific research, policy research, social science research)					28.15%	28.15%				0			Accomplishment will be reported on 4th quarter
c. producing technologies for commercialization or livelihood improvement					0.74%	0.74%				0			Accomplishment will be reported on 4th quarter
d. whose research work resulted in an extension program					0.74%	0.74%				0			Accomplishment will be reported on 4th quarter
Output Indicators										0			
1. Percentage of graduate students enrolled in research degree programs				100%		100%			100%	0	100%	0	
2. Percentage of accredited graduate programs					30%	30%				0			Accomplishment will be reported on 4th quarter
RESEARCH PROGRAM	32020000000000												
OO: Higher education research improved to promote													
Outcome Indicator										0			
1. Number of research outputs in the last three years utilized by the industry or by other beneficiaries					1	1				0			Accomplishment will be reported on 4th quarter
Output Indicators										0			
1. Number of research outputs completed		8	8	8	8	32	5	4	6	0	15	-17	Conduct of research activities is delayed due to lockdowns and restrictions caused

Department : State Universities and Colleges (SUCs)  
 Agency : Western Philippines University  
 Operating Unit : < not applicable >  
 Organization Code (UACS) : 08 048 0000000

Particulars	UACS CODE	Physical Target (Budget Year)					Physical Accomplishment (Budget Year)					Variance	Remarks
		1st Quarter	2nd Quarter	3rd Quarter	4th Quarter	Total	1st Quarter	2nd Quarter	3rd Quarter	4th Quarter	Total		
1	2	3	4	5	6	7	8	9	10	11	12	13	14
1. Number of research outputs completed within the year		8	8	8	8	32	5	4	6	0	15	-17	by COVID-19 pandemic
2. Percentage of research outputs published in internationally-refereed or CHED recognized journal within the year		3.75%	7.50%	11.25%	15.00%	15%	2.78%	2.50%	10.87%	0	10.87%	-4.13%	Cumulative
TECHNICAL ADVISORY EXTENSION PROGRAM	3301000000000												
OO: Community engagement increased													
Outcome Indicator										0			
1. Number of active partnerships with LGUs, industries, NGOs, NGAs, SMEs, and other stakeholders as a result of extension activities		26	26	27	28	28	8	8	8	0	8	-20	Cumulative; Low output due to restrictions in conduct of extension activities caused by COVID-19 pandemic
Output Indicators										0			
1. Number of trainees weighted by the length of training		1,400	1,400	1,400	1,400	5,600	209	23	333.25	0	565.25	-5,034.75	Low output due to restrictions in conduct of extension activities caused by COVID-19 pandemic
2. Number of extension programs organized and supported consistent with the SUC's mandated and priority programs		18	18	18	18	18	20	20	20	0	20	2	Cumulative
3. Percentage of beneficiaries who rate the training courses and advisory services as satisfactory or higher in terms of quality and relevance		99.50%	99.50%	99.50%	99.50%	99.50%	100%	100%	100%	0	100%	0.5%	

Prepared By:  
  
 MARY JANE M. RABANG  
 Planning Officer  
 Date: 2020-10-14 12:22:28.0

In coordination with:  
  
 NOEL L. GAURAN  
 Vice President for Administration and Finance  
 Date: 2020-10-15 11:11:51.0

Approved By:  
  
 JULIE HOPE TIMOTEA P. EVINA  
 SUC President  
 Date: 2020-10-15 11:23:06.0