




QUARTERLY REPORT OF REVENUE AND OTHER RECEIPTS
As at the Quarter Ending September 30, 2023

Department : State Universities and Colleges (SUCs)
 Agency/Entity : Western Philippines University
 Operating Unit : < not applicable >
 Organization Code (UACS) : 08 048 0000000
 Fund Cluster : 01 - Regular Agency Fund

Classification/Sources of Revenue and Other Receipts	UACS CODE	REVENUE TARGET (Annual) per BESF	Actual Revenue and Other Receipts Collections					Cumulative Remittance/Deposits to Date			Variance		Remarks
			1st Quarter Ending March 31	2nd Quarter Ending June 30	3rd Quarter Ending September 30	4th Quarter Ending December 31	Total	Remittance to BTr	Deposited with AGDB	Total	Amount	%	
			4	5	6	7	8=(4+5+6+7)	9	10	11=(9+10)	12=(8-3)	13=(12/9)	
Regular Agency Fund		0.00	67,345.19	156,359.96	183,656.86	0.00	407,362.01	369,917.97	0.00	369,917.97	407,362.01	0 %	
Revenue Collections		0.00	29,916.97	71,638.16	41,123.15	0.00	142,678.28	105,234.24	0.00	105,234.24	142,678.28	0 %	
Cash Revenue		0.00	29,916.97	6,848.50	3,679.11	0.00	40,444.58	40,444.58	0.00	40,444.58	40,444.58	0 %	
Non-Tax		0.00	29,916.97	6,848.50	3,679.11	0.00	40,444.58	40,444.58	0.00	40,444.58	40,444.58	0 %	
Miscellaneous Income	4060999000	0.00	29,916.97	6,848.50	3,679.11	0.00	40,444.58	40,444.58	0.00	40,444.58	40,444.58	0 %	
Non-Cash Revenue		0.00	0.00	64,789.66	37,444.04	0.00	102,233.70	64,789.66	0.00	64,789.66	102,233.70	0 %	
Collections effected through outright deductions from claims		0.00	0.00	64,789.66	37,444.04	0.00	102,233.70	64,789.66	0.00	64,789.66	102,233.70	0 %	
Miscellaneous Income	4060999000	0.00	0.00	64,789.66	37,444.04	0.00	102,233.70	64,789.66	0.00	64,789.66	102,233.70	0 %	
Non-Revenue Collections/Other Receipts		0.00	37,428.22	84,721.80	142,533.71	0.00	264,683.73	264,683.73	0.00	264,683.73	264,683.73	0 %	
Cash Receipts		0.00	37,428.22	84,721.80	142,533.71	0.00	264,683.73	264,683.73	0.00	264,683.73	264,683.73	0 %	
Others		0.00	37,428.22	84,721.80	133,016.97	0.00	255,166.99	255,166.99	0.00	255,166.99	255,166.99	0 %	
Due from Officers and Employees	1030502000	0.00	0.00	0.00	200.00	0.00	200.00	200.00	0.00	200.00	200.00	0 %	
Advances for Special Disbursing Officer	1990103000	0.00	0.00	0.00	26,200.00	0.00	26,200.00	26,200.00	0.00	26,200.00	26,200.00	0 %	
Advances to Officers and Employees	1990104000	0.00	37,428.22	83,121.80	106,616.97	0.00	227,166.99	227,166.99	0.00	227,166.99	227,166.99	0 %	
Pag-IBIG Premium	2020103001	0.00	0.00	1,600.00	0.00	0.00	1,600.00	1,600.00	0.00	1,600.00	1,600.00	0 %	
Collections effected through outright deductions from claims		0.00	0.00	0.00	9,516.74	0.00	9,516.74	9,516.74	0.00	9,516.74	9,516.74	0 %	
Receivables - Disallowances/Charges	1030501000	0.00	0.00	0.00	9,516.74	0.00	9,516.74	9,516.74	0.00	9,516.74	9,516.74	0 %	
Non-Cash Receipts		0.00	0.00	0.00	0.00	0.00	0.00	0.00	0.00	0.00	0.00	0 %	
Others		0.00	0.00	0.00	0.00	0.00	0.00	0.00	0.00	0.00	0.00	0 %	
Miscellaneous Income	4060999000	0.00	0.00	0.00	0.00	0.00	0.00	0.00	0.00	0.00	0.00	0 %	
GRAND TOTAL		0.00	67,345.19	156,359.96	183,656.86	0.00	407,362.01	369,917.97	0.00	369,917.97	407,362.01	0 %	

Certified Correct:

 AMYRLIEM M. MIRANDA
 ACCOUNTANT
 Date: October 24, 2023 03:53 PM

Recommending Approval By:

 ISAGANI SARSAGAT
 VP FOR ADMIN AND FINANCE
 Date: October 24, 2023 05:23 PM

Approved By:

 ATTY. JOSE LITO S. ANSUAG, PH.D., CSEE
 HEAD OF AGENCY
 Date: October 24, 2023 05:24 PM

QUARTERLY REPORT OF REVENUE AND OTHER RECEIPTS
As at the Quarter Ending September 30, 2023

Department : State Universities and Colleges (SUCs)
 Agency/Entity : Western Philippines University
 Operating Unit : < not applicable >
 Organization Code (UACS) : 08 048 0000000
 Fund Cluster : 02 - Foreign Assisted Projects Fund


Classification/Sources of Revenue and Other Receipts	UACS CODE	REVENUE TARGET (Annual) per BESF	Actual Revenue and Other Receipts Collections					Cumulative Remittance/Deposits to Date			Variance		Remarks
			1st Quarter Ending March 31	2nd Quarter Ending June 30	3rd Quarter Ending September 30	4th Quarter Ending December 31	Total	Remittance to BTr	Deposited with AGDB	Total	Amount	%	
1	2	3	4	5	6	7	8=(4+5+6+7)	9	10	11=(9+10)	12=(8-3)	13=(12/3)	14
NOT APPLICABLE													


Certified Correct:

 AMYRLIE V. MIRANDA
 ACCOUNTANT
 Date: October 24, 2023 03:53 PM

Certified Correct:

 Date: October 24, 2023 03:53 PM

Recommended/Approved By:

 ISAGANI S. SARSAGAT
 VP FOR ADMIN AND FINANCE
 Date: October 24, 2023 05:23 PM

Approved By:

 ATTY. JOSE LITO C. ALISUAG, PH.D., CSEE
 HEAD OF AGENCY
 Date: October 24, 2023 05:24 PM


QUARTERLY REPORT OF REVENUE AND OTHER RECEIPTS
As at the Quarter Ending September 30, 2023


Department : State Universities and Colleges (SUCs)
 Agency/Entity : Western Philippines University
 Operating Unit : < not applicable >
 Organization Code (UACS) : 08 048 0000000
 Fund Cluster : 03 - Special Account - Locally Funded/Domestic Grants Fund

Classification/Sources of Revenue and Other Receipts	UACS CODE	REVENUE TARGET (Annual) per BESF	Actual Revenue and Other Receipts Collections					Cumulative Remittance/Deposits to Date			Variance		Remarks
			1st Quarter Ending March 31	2nd Quarter Ending June 30	3rd Quarter Ending September 30	4th Quarter Ending December 31	Total	Remittance to BTr	Deposited with AGDB	Total	Amount	%	
1	2	3	4	5	6	7	8=(4+5+6+7)	9	10	11=(9+10)	12=(8-3)	13=(12/8)	14
NOT APPLICABLE													

Certified Correct:

 AMYR LIEFF MIRANDA
 ACCOUNTANT
 Date: October 24, 2023 03:53 PM

Recommending Approval By:

 ISAGANI G. BARBAGAT
 VP FOR ADMIN AND FINANCE
 Date: October 24, 2023 05:23 PM


Approved By:

 ATTY. JOSELITO C. ALISUAG, PH.D., CSEE
 HEAD OF AGENCY
 Date: October 24, 2023 05:24 PM


QUARTERLY REPORT OF REVENUE AND OTHER RECEIPTS
As at the Quarter Ending September 30, 2023


Department : State Universities and Colleges (SUCs)
 Agency/Entity : Western Philippines University
 Operating Unit : < not applicable >
 Organization Code (UACS) : 08 048 0000000
 Fund Cluster : 04 - Special Account - Foreign Assisted/Foreign Grants Fund

Classification/Sources of Revenue and Other Receipts	UACS CODE	REVENUE TARGET (Annual) per BESF	Actual Revenue and Other Receipts Collections					Cumulative Remittance/Deposits to Date			Variance		Remarks
			1st Quarter Ending March 31	2nd Quarter Ending June 30	3rd Quarter Ending September 30	4th Quarter Ending December 31	Total	Remittance to BTr	Deposited with AGDB	Total	Amount	%	
1	2	3	4	5	6	7	8=(4+5+6+7)	9	10	11=(9+10)	12=(8-3)	13=(12/3)	14
NOT APPLICABLE													

****NOT APPLICABLE****

Certified Correct:

 AMYR LIEW V. MIRANDA
 ACCOUNTANT
 Date: October 24, 2023 03:53 PM

Recommending Approval By:

 ISAGANI O. BARONGAT
 VP FOR ADMIN AND FINANCE
 Date: October 24, 2023 05:23 PM

Approved By:

 ATTY. JOSE LITO C. ALISUAG, PH.D., CSEE
 HEAD OF AGENCY
 Date: October 24, 2023 05:24 PM

QUARTERLY REPORT OF REVENUE AND OTHER RECEIPTS
As at the Quarter Ending September 30, 2023


Department : State Universities and Colleges (SUCs)
 Agency/Entity : Western Philippines University
 Operating Unit : < not applicable.>
 Organization Code (UACS) : 08 048 0000000
 Fund Cluster : 05 - Internally Generated Funds


Classification/Sources of Revenue and Other Receipts	UACS CODE	REVENUE TARGET (Annual) per BESF	Actual Revenue and Other Receipts Collections				Total	Cumulative Remittance/Deposits to Date			Variance		Remarks
			1st Quarter Ending March 31	2nd Quarter Ending June 30	3rd Quarter Ending September 30	4th Quarter Ending December 31		Remittance to BTr	Deposited with AGDB	Total	Amount	%	
1	2	3	4	5	6	7	8=(4+5+6+7)	9	10	11=(9+10)	12=(8-3)	13=(12/2)	14
Internally Generated Funds		157,587,000.00	4,258,960.18	67,758,558.54	4,426,262.79	0.00	76,443,781.51	0.00	75,844,989.21	75,844,989.21	(81,143,218.49)	-51 %	
Revenue Collections		157,587,000.00	3,415,727.64	63,328,038.46	4,108,791.89	0.00	70,852,557.99	0.00	70,253,765.69	70,253,765.69	(86,734,442.01)	-55 %	
Cash Revenue		157,587,000.00	3,364,587.36	62,775,235.58	3,906,696.53	0.00	70,046,519.47	0.00	70,046,519.47	70,046,519.47	(87,540,480.53)	-56 %	
Non-Tax		157,587,000.00	3,364,587.36	62,775,235.58	3,906,696.53	0.00	70,046,519.47	0.00	70,046,519.47	70,046,519.47	(87,540,480.53)	-56 %	
Certification Fees	4020104002	406,000.00	81,500.00	88,525.00	75,861.00	0.00	245,886.00	0.00	245,886.00	245,886.00	(160,114.00)	-39 %	
Fines and Penalties - Service Income	4020114000	8,000.00	6,379.00	5,864.00	74,189.10	0.00	86,432.10	0.00	86,432.10	86,432.10	78,432.10	980 %	
Other Service Income	4020199099	595,000.00	200,924.06	138,976.40	310,364.01	0.00	650,264.47	0.00	650,264.47	650,264.47	55,264.47	9 %	
Tuition Fees	4020201001	88,459,000.00	939,824.00	35,742,080.00	1,218,183.00	0.00	37,900,087.00	0.00	37,900,087.00	37,900,087.00	(50,558,913.00)	-57 %	
Income Collected from Students	4020201002	51,145,000.00	996,260.00	25,629,530.00	1,026,885.00	0.00	27,652,675.00	0.00	27,652,675.00	27,652,675.00	(23,492,325.00)	-46 %	
Other School Fees	4020201099	11,336,000.00	345,600.00	208,880.00	331,075.00	0.00	885,555.00	0.00	885,555.00	885,555.00	(10,450,445.00)	-92 %	
Rent/Lease Income	4020205000	319,000.00	97,662.50	145,654.25	111,174.00	0.00	354,490.75	0.00	354,490.75	354,490.75	35,490.75	11 %	
Income from Hostels/Dormitories and other Like facilities	4020213000	635,000.00	230,030.00	370,186.47	425,537.82	0.00	1,025,754.29	0.00	1,025,754.29	1,025,754.29	(3,239,107.54)	-73 %	
Other Business Income	4020299099	4,439,000.00	462,944.80	442,525.66	294,422.00	0.00	1,199,892.46	0.00	1,199,892.46	1,199,892.46	(3,239,107.54)	-73 %	
Miscellaneous Income	4060999000	245,000.00	3,463.00	3,013.80	39,005.60	0.00	45,482.40	0.00	45,482.40	45,482.40	(199,517.60)	-81 %	
Non-Cash Revenue		0.00	51,140.28	421,937.00	125,715.02	0.00	598,792.30	0.00	0.00	0.00	598,792.30	0 %	
Collections effected through outright deductions from claims		0.00	51,140.28	421,937.00	125,715.02	0.00	598,792.30	0.00	0.00	0.00	598,792.30	0 %	
Miscellaneous Income	4060999000	0.00	51,140.28	421,937.00	125,715.02	0.00	598,792.30	0.00	0.00	0.00	598,792.30	0 %	
Cash Receipts		0.00	0.00	130,865.88	76,380.34	0.00	207,246.22	0.00	207,246.22	207,246.22	207,246.22	0 %	
Non-Tax		0.00	0.00	130,865.88	76,380.34	0.00	207,246.22	0.00	207,246.22	207,246.22	207,246.22	0 %	
Interest on NG Deposits	4020221001	0.00	0.00	130,865.88	76,380.34	0.00	207,246.22	0.00	207,246.22	207,246.22	207,246.22	0 %	
Non-Revenue Collections/Other Receipts		0.00	843,232.54	4,430,520.08	317,470.90	0.00	5,591,223.52	0.00	5,591,223.52	5,591,223.52	5,591,223.52	0 %	
Cash Receipts		0.00	843,232.54	4,430,520.08	317,470.90	0.00	5,591,223.52	0.00	5,591,223.52	5,591,223.52	5,591,223.52	0 %	
Others		0.00	843,232.54	4,430,520.08	317,470.90	0.00	5,591,223.52	0.00	5,591,223.52	5,591,223.52	5,591,223.52	0 %	
Accounts Receivable	1030101000	0.00	85,415.00	4,336,855.00	68,080.00	0.00	4,488,350.00	0.00	4,488,350.00	4,488,350.00	4,488,350.00	0 %	
Due from Officers and Employees	1030502000	0.00	200,102.44	(200,102.44)	11,200.00	0.00	11,200.00	0.00	11,200.00	11,200.00	11,200.00	0 %	
Other Receivables	1030599000	0.00	2,745.00	(2,745.00)	0.00	0.00	0.00	0.00	0.00	0.00	0.00	0 %	
Advances for Special Disbursing Officer	1990103000	0.00	357,248.14	79,236.53	0.00	0.00	436,484.67	0.00	436,484.67	436,484.67	436,484.67	0 %	
Advances to Officers and Employees	1990104000	0.00	28,852.00	33,565.96	26,459.90	0.00	88,877.86	0.00	88,877.86	88,877.86	88,877.86	0 %	
Due to BIR	2020101000	0.00	165,019.96	183,710.03	213,731.00	0.00	562,460.99	0.00	562,460.99	562,460.99	562,460.99	0 %	
Due to Other Funds	2030105000	0.00	3,850.00	0.00	0.00	0.00	3,850.00	0.00	3,850.00	3,850.00	3,850.00	0 %	
GRAND TOTAL		157,587,000.00	4,258,960.18	67,758,558.54	4,426,262.79	0.00	76,443,781.51	0.00	75,844,989.21	75,844,989.21	(81,143,218.49)	-51 %	

This report was generated using the Unified Reporting System on October 24, 2023 5:34 PM; Status : SUBMITTED

Certified Correct:

AMYR LIEN V. MIRANDA
 ACCOUNTANT
 Date: October 24, 2023 03:53 PM

Recommending Approval By:

ISAGANI G. SARSABAT
 VP FOR ADMIN AND FINANCE
 Date: October 24, 2023 05:23 PM

Approved By:

ATTY. JOSE LITO G. ALISUNG, PH.D., CSEE
 HEAD OF AGENCY
 Date: October 24, 2023 05:24 PM

QUARTERLY REPORT OF REVENUE AND OTHER RECEIPTS
As at the Quarter Ending September 30, 2023

Department : State Universities and Colleges (SUCs)
 Agency/Entity : Western Philippines University
 Operating Unit : < not applicable >
 Organization Code (UACS) : 08 048 0000000
 Fund Cluster : 06 - Business Related Funds

Classification/Sources of Revenue and Other Receipts	UACS CODE	REVENUE TARGET (Annual) per BESF	Actual Revenue and Other Receipts Collections					Cumulative Remittance/Deposits to Date			Variance		Remarks
			1st Quarter Ending March 31	2nd Quarter Ending June 30	3rd Quarter Ending September 30	4th Quarter Ending December 31	Total	Remittance to BTr	Deposited with AGDB	Total	Amount	%	
			4	5	6	7	8=(4+5+6+7)	9	10	11=(9+10)	12=(8-3)	13=(12/3)	
Business Related Funds		0.00	251,940.10	240,698.00	0.00	0.00	492,638.10	0.00	492,638.10	492,638.10	492,638.10	0 %	
Revenue Collections		0.00	250,190.10	240,698.00	0.00	0.00	490,888.10	0.00	490,888.10	490,888.10	490,888.10	0 %	
Cash Revenue		0.00	249,490.10	239,274.00	0.00	0.00	488,764.10	0.00	488,764.10	488,764.10	488,764.10	0 %	
Non-Tax		0.00	249,490.10	239,274.00	0.00	0.00	488,764.10	0.00	488,764.10	488,764.10	488,764.10	0 %	
Other Sales	4020216099	0.00	249,490.10	239,274.00	0.00	0.00	488,764.10	0.00	0.00	0.00	0.00	0 %	
Non-Cash Revenue		0.00	700.00	(700.00)	0.00	0.00	0.00	0.00	0.00	0.00	0.00	0 %	
Collections effected through outright deductions from claims		0.00	700.00	(700.00)	0.00	0.00	0.00	0.00	0.00	0.00	0.00	0 %	
Other Sales	4020216099	0.00	700.00	(700.00)	0.00	0.00	0.00	0.00	2,124.00	2,124.00	2,124.00	0 %	
Cash Receipts		0.00	0.00	2,124.00	0.00	0.00	2,124.00	0.00	2,124.00	2,124.00	2,124.00	0 %	
Non-Tax		0.00	0.00	2,124.00	0.00	0.00	2,124.00	0.00	2,124.00	2,124.00	2,124.00	0 %	
Interest on NG Deposits	4020221001	0.00	0.00	2,124.00	0.00	0.00	2,124.00	0.00	1,750.00	1,750.00	1,750.00	0 %	
Non-Revenue Collections/Other Receipts		0.00	1,750.00	0.00	0.00	0.00	1,750.00	0.00	1,750.00	1,750.00	1,750.00	0 %	
Cash Receipts		0.00	1,750.00	0.00	0.00	0.00	1,750.00	0.00	1,750.00	1,750.00	1,750.00	0 %	
Others		0.00	1,750.00	0.00	0.00	0.00	1,750.00	0.00	1,750.00	1,750.00	1,750.00	0 %	
Other Receivables	1030599000	0.00	1,750.00	0.00	0.00	0.00	1,750.00	0.00	1,750.00	1,750.00	1,750.00	0 %	
GRAND TOTAL		0.00	251,940.10	240,698.00	0.00	0.00	492,638.10	0.00	492,638.10	492,638.10	492,638.10	0 %	

Certified Correct:

AMYR LIEN V. MIRANDA
 ACCOUNTANT
 Date: October 24, 2023 03:53 PM

Recommended/Approved By:

ISAGANI A. SARRIGAT
 VP FOR ADMIN AND FINANCE
 Date: October 24, 2023 05:23 PM


Approved By:


ATTY. JOSE LITO C. ALISUAG, PH.D., CSEE
 HEAD OF AGENCY
 Date: October 24, 2023 05:24 PM


QUARTERLY REPORT OF REVENUE AND OTHER RECEIPTS
As at the Quarter Ending September 30, 2023

Department : State Universities and Colleges (SUCs)
 Agency/Entity : Western Philippines University
 Operating Unit : < not applicable >
 Organization Code (UACS) : 08 048 0000000
 Fund Cluster : 07 - Trust Receipts

Classification/Sources of Revenue and Other Receipts	UACS CODE	REVENUE TARGET (Annual) per BESF	Actual Revenue and Other Receipts Collections					Cumulative Remittance/Deposits to Date			Variance		Remarks
			1st Quarter Ending March 31	2nd Quarter Ending June 30	3rd Quarter Ending September 30	4th Quarter Ending December 31	Total	Remittance to BTr	Deposited with AGDB	Total	Amount	%	
			4	5	6	7	8=(4+5+6+7)	9	10	11=(9+10)	12=(8-3)	13=(12/8)	
1	2	3	4	5	6	7	8	9	10	11	12	13	14
Trust Receipts		0.00	12,289,504.38	33,844,741.21	15,887,323.33	0.00	62,021,568.92	0.00	62,021,568.92	62,021,568.92	62,021,568.92	0 %	
Trust Receipts Deposited with Authorized Government Depository Banks (AGDB)		0.00	12,289,504.38	33,844,741.21	15,887,323.33	0.00	62,021,568.92	0.00	62,021,568.92	62,021,568.92	62,021,568.92	0 %	
Tertiary Education Subsidy Grants		0.00	1,097,525.00	21,985,612.50	8,614,800.00	0.00	31,697,937.50	0.00	31,697,937.50	31,697,937.50	31,697,937.50	0 %	
DOST-PCAARRD - TBI		0.00	1,120,313.76	0.00	0.00	0.00	1,120,313.76	0.00	1,120,313.76	1,120,313.76	1,120,313.76	0 %	
CHED - Real Time Monitoring & Early Warning for HABs (HABs WATCH)		0.00	2,562,309.12	0.00	0.00	0.00	2,562,309.12	0.00	2,562,309.12	2,562,309.12	2,562,309.12	0 %	
Trust Liabilities		0.00	2,807,119.00	7,675,747.26	3,229,029.82	0.00	13,711,896.08	0.00	13,711,896.08	13,711,896.08	13,711,896.08	0 %	
Due to LGUs-Quezon		0.00	375,000.00	0.00	750,000.00	0.00	1,125,000.00	0.00	1,125,000.00	1,125,000.00	1,125,000.00	0 %	
TES Tulong Dunong		0.00	4,327,237.50	0.00	0.00	0.00	4,327,237.50	0.00	4,327,237.50	4,327,237.50	4,327,237.50	0 %	
CHED - EEFFMAP		0.00	0.00	3,000,000.00	0.00	0.00	3,000,000.00	0.00	3,000,000.00	3,000,000.00	3,000,000.00	0 %	
DOST-PCAARRD - IP TBM (Phase 2)		0.00	0.00	633,381.45	389,753.51	0.00	1,023,134.96	0.00	1,023,134.96	1,023,134.96	1,023,134.96	0 %	
Due to LGUs - MLGU El Nido, Palawan		0.00	0.00	500,000.00	0.00	0.00	500,000.00	0.00	500,000.00	500,000.00	500,000.00	0 %	
Due to LGUs - BLGU Caniquit, Mun. of Taytay, Palawan		0.00	0.00	50,000.00	500,000.00	0.00	550,000.00	0.00	550,000.00	550,000.00	550,000.00	0 %	
DOST MIMAROPA - Development of Pilot Testing of Coconut Air Fryer		0.00	0.00	0.00	951,240.00	0.00	951,240.00	0.00	951,240.00	951,240.00	951,240.00	0 %	
Department of Education - SHVP		0.00	0.00	0.00	1,452,500.00	0.00	1,452,500.00	0.00	1,452,500.00	1,452,500.00	1,452,500.00	0 %	
GRAND TOTAL		0.00	12,289,504.38	33,844,741.21	15,887,323.33	0.00	62,021,568.92	0.00	62,021,568.92	62,021,568.92	62,021,568.92	0 %	

Certified Correct:

 AMYR LEN V. MIRANDA
 ACCOUNTANT
 Date: October 24, 2023 03:53 PM

Recommending Approval By:

 ISAGANI G. SARSAGAT
 VP FOR ADMIN AND FINANCE
 Date: October 24, 2023 05:23 PM

Approved By:

 ATTY. JOSE LITO E. ALISUAG, PH.D., CSEE
 HEAD OF AGENCY
 Date: October 24, 2023 05:24 PM