
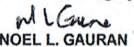



QUARTERLY REPORT OF REVENUE AND OTHER RECEIPTS
As at the Quarter Ending September 30, 2022

Department : State Universities and Colleges (SUCs)
 Agency : Western Philippines University
 Operating Unit : < not applicable >
 Organization Code (UACS) : 08 048 0000000
 Fund Cluster : 05 - Internally Generated Funds

Classification/Sources of Revenue and Other Receipts	UACS CODE	REVENUE TARGET (Annual) per BESF	Actual Revenue and Other Receipts Collections					Cumulative Remittance/Deposits to Date			Variance		Remarks
			1st Quarter Ending March 31	2nd Quarter Ending June 30	3rd Quarter Ending Sept. 30	4th Quarter Ending Dec. 31	Total	Remittance to BTr	Deposited with AGDB	TOTAL	Amount	%	
1	2	3	4	5	6	7	8=[(6+(-)7)-8+9]	9	10	11=(9+10)	12=(8-3)	13=(12/3)	14
Internally Generated Funds		140,389,350.00	10,502,322.05	4,140,569.82	60,654,351.36	0.00	75,297,243.23	0.00	75,297,243.23	75,297,243.23	(65,092,106.77)		-46 %
Revenue Collections		140,389,350.00	4,000,687.80	1,903,219.17	68,869,784.54	0.00	74,773,691.51	0.00	74,773,691.51	74,773,691.51	(65,615,658.49)		-47 %
Cash Receipts		140,389,350.00	4,000,687.80	1,903,219.17	68,869,784.54	0.00	74,773,691.51	0.00	74,773,691.51	74,773,691.51	(65,615,658.49)		-47 %
Non-Tax		140,389,350.00	4,000,687.80	1,903,219.17	68,869,784.54	0.00	74,773,691.51	0.00	74,773,691.51	74,773,691.51	(65,615,658.49)		-47 %
Certification Fees	4020104002	491,500.00	78,425.00	106,275.00	110,550.00	0.00	295,250.00	0.00	295,250.00	295,250.00	(196,250.00)		-40 %
Fines and Penalties - Service Income	4020114000	0.00	2,401.00	2,030.00	1,020.00	0.00	5,451.00	0.00	5,451.00	5,451.00	5,451.00		0 %
Other Service Income	4020199099	495,000.00	131,944.17	98,984.27	191,908.14	0.00	422,836.58	0.00	422,836.58	422,836.58	(72,163.42)		-15 %
Tuition Fees	4020201001	74,832,000.00	1,498,299.00	163,495.00	40,855,768.00	0.00	42,517,562.00	0.00	42,517,562.00	42,517,562.00	(32,314,438.00)		-43 %
Income Collected from Students	4020201002	54,952,200.00	1,048,198.00	327,140.00	26,846,606.00	0.00	28,221,944.00	0.00	28,221,944.00	28,221,944.00	(26,730,256.00)		-49 %
Other School Fees	4020201099	4,618,650.00	150,150.00	128,375.00	252,600.00	0.00	531,125.00	0.00	531,125.00	531,125.00	(4,087,525.00)		-89 %
Rent/Lease Income	4020205000	0.00	15,708.00	36,079.72	137,720.19	0.00	189,507.91	0.00	189,507.91	189,507.91	189,507.91		0 %
Income from Hostels/Dormitories and other Like facilities	4020213000	0.00	68,515.00	86,717.00	213,806.00	0.00	369,038.00	0.00	369,038.00	369,038.00	369,038.00		0 %
Other Sales	4020216099	3,500,000.00	74,096.00	144,700.00	(218,796.00)	0.00	0.00	0.00	0.00	0.00	(3,500,000.00)		-100 %
Interest on NG Deposits	4020221001	0.00	58,213.11	54,531.78	(1,897.19)	0.00	110,847.70	0.00	110,847.70	110,847.70	110,847.70		0 %
Fines and Penalties - Business Income	4020223000	0.00	0.00	32.00	40.00	0.00	72.00	0.00	72.00	72.00	72.00		0 %
Other Business Income	4020299099	1,500,000.00	789,539.45	754,635.40	469,672.00	0.00	2,013,846.85	0.00	2,013,846.85	2,013,846.85	513,846.85		34 %
Miscellaneous Income	4060999000	0.00	85,199.07	224.00	10,787.40	0.00	96,210.47	0.00	96,210.47	96,210.47	96,210.47		0 %
Non-Revenue Collections/Other Receipts		0.00	6,501,634.25	2,237,350.65	(8,215,433.18)	0.00	523,551.72	0.00	523,551.72	523,551.72	523,551.72		0 %
Cash Receipts		0.00	6,501,634.25	2,237,350.65	(8,215,433.18)	0.00	523,551.72	0.00	523,551.72	523,551.72	523,551.72		0 %
Non-Tax		0.00	4,062,531.40	1,841,376.47	(5,903,907.87)	0.00	0.00	0.00	0.00	0.00	0.00		0 %
Certification Fees	4020104002	0.00	0.00	106,200.00	(106,200.00)	0.00	0.00	0.00	0.00	0.00	0.00		0 %
Fines and Penalties - Service Income	4020114000	0.00	4,802.00	(371.00)	(4,431.00)	0.00	0.00	0.00	0.00	0.00	0.00		0 %
Other Service Income	4020199099	0.00	130,763.26	100,165.18	(230,928.44)	0.00	0.00	0.00	0.00	0.00	0.00		0 %
Tuition Fees	4020201001	0.00	1,557,745.12	104,048.88	(1,661,794.00)	0.00	0.00	0.00	0.00	0.00	0.00		0 %
Income Collected from Students	4020201002	0.00	724,533.00	650,805.00	(1,375,338.00)	0.00	0.00	0.00	0.00	0.00	0.00		0 %
Other School Fees	4020201099	0.00	570,710.00	(213,685.00)	(357,025.00)	0.00	0.00	0.00	0.00	0.00	0.00		0 %
Rent/Lease Income	4020205000	0.00	14,268.00	37,519.72	(51,787.72)	0.00	0.00	0.00	0.00	0.00	0.00		0 %
Income from Hostels/Dormitories and other Like facilities	4020213000	0.00	68,515.00	86,717.00	(155,232.00)	0.00	0.00	0.00	0.00	0.00	0.00		0 %
Other Sales	4020216099	0.00	74,096.00	144,700.00	(218,796.00)	0.00	0.00	0.00	0.00	0.00	0.00		0 %
Others	4020221099	0.00	0.00	112,744.89	(112,744.89)	0.00	0.00	0.00	0.00	0.00	0.00		0 %
Fines and Penalties - Business Income	4020223000	0.00	0.00	32.00	(32.00)	0.00	0.00	0.00	0.00	0.00	0.00		0 %
Other Business Income	4020299099	0.00	815,948.45	728,226.40	(1,544,174.85)	0.00	0.00	0.00	0.00	0.00	0.00		0 %
Miscellaneous Income	4060999000	0.00	101,150.57	(15,726.60)	(85,423.97)	0.00	0.00	0.00	0.00	0.00	0.00		0 %
Others		0.00	2,439,102.85	395,974.18	(2,311,525.31)	0.00	523,551.72	0.00	523,551.72	523,551.72	523,551.72		0 %
Accounts Receivable	1030101000	0.00	2,374,084.43	262,160.40	(2,429,580.91)	0.00	206,663.92	0.00	206,663.92	206,663.92	206,663.92		0 %
Advances for Special Disbursing Officer	1990103000	0.00	14,918.42	79,413.78	112,255.60	0.00	206,587.80	0.00	206,587.80	206,587.80	206,587.80		0 %
Advances to Officers and Employees	1990104000	0.00	40,700.00	500.00	5,800.00	0.00	47,000.00	0.00	47,000.00	47,000.00	47,000.00		0 %
Customers' Deposits Payable	2040105000	0.00	9,400.00	53,900.00	0.00	0.00	63,300.00	0.00	63,300.00	63,300.00	63,300.00		0 %
TOTAL		140,389,350.00	10,502,322.05	4,140,569.82	60,654,351.36	0.00	75,297,243.23	0.00	75,297,243.23	75,297,243.23	(65,092,106.77)		-46 %

Certified Correct:

AMYR LIEN V. MIRANDA
 ACCOUNTANT
 Date: 10/28/22 14:10 PM


Recommending Approval:

NOEL L. GAURAN
 VP FOR ADMIN AND FINANCE
 Date: 10/28/22 14:10 PM

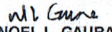
Approved By:

JULIE HOPE TIMOTEA P. EVINA
 HEAD OF AGENCY
 Date: 10/28/22 14:10 PM


QUARTERLY REPORT OF REVENUE AND OTHER RECEIPTS
As at the Quarter Ending September 30, 2022

Department : State Universities and Colleges (SUCs)
 Agency : Western Philippines University
 Operating Unit : < not applicable >
 Organization Code (UACS) : 08 048 0000000
 Fund Cluster : 06 - Business Related Funds

Classification/Sources of Revenue and Other Receipts	UACS CODE	REVENUE TARGET (Annual) per BESF	Actual Revenue and Other Receipts Collections					Cumulative Remittance/Deposits to Date			Variance		Remarks
			1st Quarter Ending March 31	2nd Quarter Ending June 30	3rd Quarter Ending Sept. 30	4th Quarter Ending Dec. 31	Total	Remittance to BTr	Deposited with AGDB	TOTAL	Amount	%	
1	2	3	4	5	6	7	8=[(6+(-)7)-8+9]	9	10	11=(9+10)	12=(8-3)	13=(12/3)	14
Business Related Funds		0.00	0.00	0.00	525,662.84	0.00	525,662.84	0.00	525,662.84	525,662.84	525,662.84	0 %	
Revenue Collections		0.00	0.00	0.00	525,662.84	0.00	525,662.84	0.00	525,662.84	525,662.84	525,662.84	0 %	
Cash Revenue		0.00	0.00	0.00	525,662.84	0.00	525,662.84	0.00	525,662.84	525,662.84	525,662.84	0 %	
Non-Tax		0.00	0.00	0.00	525,662.84	0.00	525,662.84	0.00	525,662.84	525,662.84	525,662.84	0 %	
Other Sales	4020216099	0.00	0.00	0.00	523,765.65	0.00	523,765.65	0.00	523,765.65	523,765.65	523,765.65	0 %	
Interest on NG Deposits	4020221001	0.00	0.00	0.00	1,897.19	0.00	1,897.19	0.00	1,897.19	1,897.19	1,897.19	0 %	
TOTAL		0.00	0.00	0.00	525,662.84	0.00	525,662.84	0.00	525,662.84	525,662.84	525,662.84	0 %	

Certified Correct:

AMYR LIEN V. MIRANDA
 ACCOUNTANT
 Date: 10/28/22 14:10 PM

Recommending Approval:

NOEL L. GAURAN
 VP FOR ADMIN AND FINANCE
 Date: 10/28/22 14:10 PM


Approved By:

JULIE HOPE TIMOTEA P. EVINA
 HEAD OF AGENCY
 Date: 10/28/22 14:10 PM

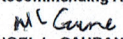
QUARTERLY REPORT OF REVENUE AND OTHER RECEIPTS


As at the Quarter Ending September 30, 2022

Department : State Universities and Colleges (SUCs)
 Agency : Western Philippines University
 Operating Unit : < not applicable >
 Organization Code (UACS) : 08 048 0000000
 Fund Cluster : 01 - Regular Agency Fund

Classification/Sources of Revenue and Other Receipts	UACS CODE	REVENUE TARGET (Annual) per BESF	Actual Revenue and Other Receipts Collections					Cumulative Remittance/Deposits to Date			Variance		Remarks
			1st Quarter Ending March 31	2nd Quarter Ending June 30	3rd Quarter Ending Sept. 30	4th Quarter Ending Dec. 31	Total	Remittance to BTR	Deposited with AGDB	TOTAL	Amount	%	
1	2	3	4	5	6	7	8=[(6+(-)7)-8+9]	9	10	11=(9+10)	12=(8-3)	13=(12/3)	14
Regular Agency Fund		0.00	0.00	0.00	1,656,850.41	0.00	1,656,850.41	1,656,746.41	0.00	1,656,746.41	1,656,850.41	0%	
Revenue Collections		0.00	0.00	0.00	104.00	0.00	104.00	0.00	0.00	104.00	104.00	0%	
Non-Cash Receipts		0.00	0.00	0.00	104.00	0.00	104.00	0.00	0.00	104.00	104.00	0%	
Collections effected through outright deductions from claims		0.00	0.00	0.00	104.00	0.00	104.00	0.00	0.00	104.00	104.00	0%	
Miscellaneous Income	4060999000	0.00	0.00	0.00	104.00	0.00	104.00	0.00	0.00	104.00	104.00	0%	
Non-Revenue Collections/Other Receipts		0.00	0.00	0.00	1,656,746.41	0.00	1,656,746.41	1,656,746.41	0.00	1,656,746.41	1,656,746.41	0%	
Cash Receipts		0.00	0.00	0.00	1,656,746.41	0.00	1,656,746.41	1,656,746.41	0.00	1,656,746.41	1,656,746.41	0%	
Others		0.00	0.00	0.00	1,656,746.41	0.00	1,656,746.41	1,656,746.41	0.00	1,656,746.41	1,656,746.41	0%	
Due from Officers and Employees	1030502000	0.00	0.00	0.00	2,952.00	0.00	2,952.00	2,952.00	0.00	2,952.00	2,952.00	0%	
Advances to Officers and Employees	1990104000	0.00	0.00	0.00	40,659.16	0.00	40,659.16	40,659.16	0.00	40,659.16	40,659.16	0%	
Proceeds from Insurance/Indemnities	4060901000	0.00	0.00	0.00	1,613,135.25	0.00	1,613,135.25	1,613,135.25	0.00	1,613,135.25	1,613,135.25	0%	
TOTAL		0.00	0.00	0.00	1,656,850.41	0.00	1,656,850.41	1,656,746.41	0.00	1,656,746.41	1,656,850.41	0%	

Certified Correct:

 AMYR LIEN V. MIRANDA
 ACCOUNTANT
 Date: 10/28/22 14:10 PM

Recommending Approval:

 NOEL L. GAURAN
 VP FOR ADMIN AND FINANCE
 Date: 10/28/22 14:10 PM

Approved By:

 JULIE HOPE TIMOTEA P. EVINA
 HEAD OF AGENCY
 Date: 10/28/22 14:10 PM