


QUARTERLY REPORT OF REVENUE AND OTHER RECEIPTS
As at the Quarter Ending March 31, 2023

Department : State Universities and Colleges (SUCs)
 Agency : Western Philippines University
 Operating Unit : < not applicable >
 Organization Code (UACS) : 08 048 0000000
 Fund Cluster : 01 - Regular Agency Fund

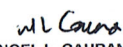
Classification/Sources of Revenue and Other Receipts	UACS CODE	REVENUE TARGET (Annual) per BESF	Actual Revenue and Other Receipts Collections					Cumulative Remittance/Deposits to Date			Variance		Remarks
			1st Quarter Ending March 31	2nd Quarter Ending June 30	3rd Quarter Ending Sept. 30	4th Quarter Ending Dec. 31	Total	Remittance to BTr	Deposited with AGDB	TOTAL	Amount	%	
1	2	3	4	5	6	7	8=([6+]-[7]-8+9)	9	10	11=(9+10)	12=(8-3)	13=(12/3)	14
Regular Agency Fund		0.00	67,345.19	0.00	0.00	0.00	67,345.19	67,345.19	0.00	67,345.19	67,345.19	0%	
Revenue Collections		0.00	29,916.97	0.00	0.00	0.00	29,916.97	29,916.97	0.00	29,916.97	29,916.97	0%	
Cash Revenue		0.00	29,916.97	0.00	0.00	0.00	29,916.97	29,916.97	0.00	29,916.97	29,916.97	0%	
Non-Tax		0.00	29,916.97	0.00	0.00	0.00	29,916.97	29,916.97	0.00	29,916.97	29,916.97	0%	
Miscellaneous Income	4060999000	0.00	29,916.97	0.00	0.00	0.00	29,916.97	29,916.97	0.00	29,916.97	29,916.97	0%	
Non-Revenue Collections/Other Receipts		0.00	37,428.22	0.00	0.00	0.00	37,428.22	37,428.22	0.00	37,428.22	37,428.22	0%	
Cash Receipts		0.00	37,428.22	0.00	0.00	0.00	37,428.22	37,428.22	0.00	37,428.22	37,428.22	0%	
Others		0.00	37,428.22	0.00	0.00	0.00	37,428.22	37,428.22	0.00	37,428.22	37,428.22	0%	
Advances for Special Disbursing Officer	1990103000	0.00	0.00	0.00	0.00	0.00	0.00	0.00	0.00	0.00	0.00	0%	
Advances to Officers and Employees	1990104000	0.00	37,428.22	0.00	0.00	0.00	37,428.22	37,428.22	0.00	37,428.22	37,428.22	0%	
Pag-IBIG Premium	2020103001	0.00	0.00	0.00	0.00	0.00	0.00	0.00	0.00	0.00	0.00	0%	
Non-Cash Receipts		0.00	0.00	0.00	0.00	0.00	0.00	0.00	0.00	0.00	0.00	0%	
Others		0.00	0.00	0.00	0.00	0.00	0.00	0.00	0.00	0.00	0.00	0%	
Miscellaneous Income	4060999000	0.00	0.00	0.00	0.00	0.00	0.00	0.00	0.00	0.00	0.00	0%	
TOTAL		0.00	67,345.19	0.00	0.00	0.00	67,345.19	67,345.19	0.00	67,345.19	67,345.19	0%	

Certified Correct:


 AMYR LIEN V. MIRANDA
 ACCOUNTANT

Date: 04/25/23 18:04 PM

Recommending Approval:


 NOEL L. GAURAN
 VP FOR ADMIN AND FINANCE

Date: 4/25/23 7:01 PM

Approved By:



 JULIE HOPE TIMOTEA P. EVINA
 HEAD OF AGENCY


Date: 4/25/23 7:02 PM


QUARTERLY REPORT OF REVENUE AND OTHER RECEIPTS
As at the Quarter Ending March 31, 2023

Department : State Universities and Colleges (SUCs)
 Agency : Western Philippines University
 Operating Unit : < not applicable >
 Organization Code (UACS) : 08 048 0000000
 Fund Cluster : 05 - Internally Generated Funds

Classification/Sources of Revenue and Other Receipts	UACS CODE	REVENUE TARGET (Annual) per BESF	Actual Revenue and Other Receipts Collections					Cumulative Remittance/Deposits to Date			Variance		Remarks
			1st Quarter Ending March 31	2nd Quarter Ending June 30	3rd Quarter Ending Sept. 30	4th Quarter Ending Dec. 31	Total	Remittance to BTr	Deposited with AGDB	TOTAL	Amount	%	
1	2	3	4	5	6	7	8=[6+(-)7]-8+9]	9	10	11=(9+10)	12=(8-3)	13=(12/3)	14
Internally Generated Funds		238,874,000.00	4,258,960.18	0.00	0.00	0.00	4,258,960.18	0.00	4,207,819.90	4,207,819.90	(234,615,039.82)	-98 %	
Revenue Collections		238,874,000.00	3,415,727.64	0.00	0.00	0.00	3,415,727.64	0.00	3,364,587.36	3,364,587.36	(235,458,272.36)	-99 %	
Cash Revenue		238,874,000.00	3,364,587.36	0.00	0.00	0.00	3,364,587.36	0.00	3,364,587.36	3,364,587.36	(235,509,412.64)	-99 %	
Non-Tax		238,874,000.00	3,364,587.36	0.00	0.00	0.00	3,364,587.36	0.00	3,364,587.36	3,364,587.36	(235,509,412.64)	-99 %	
Certification Fees	4020104002	405,000.00	81,500.00	0.00	0.00	0.00	81,500.00	0.00	81,500.00	81,500.00	(323,500.00)	-80 %	
Fines and Penalties - Service Income	4020114000	0.00	6,379.00	0.00	0.00	0.00	6,379.00	0.00	6,379.00	6,379.00	0.00	0 %	
Other Service Income	4020199099	595,000.00	200,924.06	0.00	0.00	0.00	200,924.06	0.00	200,924.06	200,924.06	(394,075.94)	-66 %	
Tuition Fees	4020201001	156,794,000.00	939,824.00	0.00	0.00	0.00	939,824.00	0.00	939,824.00	939,824.00	(155,854,176.00)	-99 %	
Income Collected from Students	4020201002	71,046,000.00	996,260.00	0.00	0.00	0.00	996,260.00	0.00	996,260.00	996,260.00	(70,049,740.00)	-99 %	
Other School Fees	4020201099	4,465,000.00	345,600.00	0.00	0.00	0.00	345,600.00	0.00	345,600.00	345,600.00	(4,119,400.00)	-92 %	
Rent/Lease Income	4020205000	69,000.00	97,662.50	0.00	0.00	0.00	97,662.50	0.00	97,662.50	97,662.50	28,662.50	42 %	
Income from Hostels/Dormitories and other Like facilities	4020213000	260,000.00	230,030.00	0.00	0.00	0.00	230,030.00	0.00	230,030.00	230,030.00	(29,970.00)	-12 %	
Other Business Income	4020299099	3,424,000.00	462,944.80	0.00	0.00	0.00	462,944.80	0.00	462,944.80	462,944.80	(2,961,055.20)	-86 %	
Miscellaneous Income	4060999000	1,816,000.00	3,463.00	0.00	0.00	0.00	3,463.00	0.00	3,463.00	3,463.00	(1,812,537.00)	-100 %	
Non-Cash Revenue		0.00	51,140.28	0.00	0.00	0.00	51,140.28	0.00	0.00	0.00	51,140.28	0 %	
Collections effected through outright deductions from claims		0.00	51,140.28	0.00	0.00	0.00	51,140.28	0.00	0.00	0.00	51,140.28	0 %	
Miscellaneous Income	4060999000	0.00	51,140.28	0.00	0.00	0.00	51,140.28	0.00	0.00	0.00	51,140.28	0 %	
Non-Revenue Collections/Other Receipts		0.00	843,232.54	0.00	0.00	0.00	843,232.54	0.00	843,232.54	843,232.54	843,232.54	0 %	
Cash Receipts		0.00	843,232.54	0.00	0.00	0.00	843,232.54	0.00	843,232.54	843,232.54	843,232.54	0 %	
Others		0.00	843,232.54	0.00	0.00	0.00	843,232.54	0.00	843,232.54	843,232.54	843,232.54	0 %	
Accounts Receivable	1030101000	0.00	85,415.00	0.00	0.00	0.00	85,415.00	0.00	85,415.00	85,415.00	85,415.00	0 %	
Due from Officers and Employees	1030502000	0.00	200,102.44	0.00	0.00	0.00	200,102.44	0.00	200,102.44	200,102.44	200,102.44	0 %	
Other Receivables	1030599000	0.00	2,745.00	0.00	0.00	0.00	2,745.00	0.00	2,745.00	2,745.00	2,745.00	0 %	
Advances for Special Disbursing Officer	1990103000	0.00	357,248.14	0.00	0.00	0.00	357,248.14	0.00	357,248.14	357,248.14	357,248.14	0 %	
Advances to Officers and Employees	1990104000	0.00	28,852.00	0.00	0.00	0.00	28,852.00	0.00	28,852.00	28,852.00	28,852.00	0 %	
Due to BIR	2020101000	0.00	165,019.96	0.00	0.00	0.00	165,019.96	0.00	165,019.96	165,019.96	165,019.96	0 %	
Due to Other Funds	2030105000	0.00	3,850.00	0.00	0.00	0.00	3,850.00	0.00	3,850.00	3,850.00	3,850.00	0 %	
TOTAL		238,874,000.00	4,258,960.18	0.00	0.00	0.00	4,258,960.18	0.00	4,207,819.90	4,207,819.90	(234,615,039.82)	-98 %	

Certified Correct:

AMYR LIEN V. MIRANDA
 ACCOUNTANT
 Date: 04/25/23 18:04 PM

Recommending Approval:

NOEL L. GAURAN
 VP FOR ADMIN AND FINANCE
 Date: 4/25/23 7:01 PM


Approved By:

JULIE HOPE TIMOTEA P. EVINA
 HEAD OF AGENCY
 Date: 4/25/23 7:02 PM

QUARTERLY REPORT OF REVENUE AND OTHER RECEIPTS
As at the Quarter Ending March 31, 2023

Department : State Universities and Colleges (SUCs)
 Agency : Western Philippines University
 Operating Unit : < not applicable >
 Organization Code (UACS) : 08 048 0000000
 Fund Cluster : 06 - Business Related Funds

Classification/Sources of Revenue and Other Receipts	UACS CODE	REVENUE TARGET (Annual) per BESF	Actual Revenue and Other Receipts Collections					Cumulative Remittance/Deposits to Date			Variance		Remarks
			1st Quarter Ending March 31	2nd Quarter Ending June 30	3rd Quarter Ending Sept. 30	4th Quarter Ending Dec. 31	Total	Remittance to BTr	Deposited with AGDB	TOTAL	Amount	%	
			4	5	6	7	8=[(6+{7})-8+9]	9	10	11=(9+10)	12=(8-3)	13=(12/3)	
		0.00	251,940.10	0.00	0.00	0.00	251,940.10	0.00	251,240.10	251,240.10	251,940.10	0 %	
Business Related Funds		0.00	250,190.10	0.00	0.00	0.00	250,190.10	0.00	249,490.10	249,490.10	250,190.10	0 %	
Revenue Collections		0.00	249,490.10	0.00	0.00	0.00	249,490.10	0.00	249,490.10	249,490.10	249,490.10	0 %	
Cash Revenue		0.00	249,490.10	0.00	0.00	0.00	249,490.10	0.00	249,490.10	249,490.10	249,490.10	0 %	
Non-Tax		0.00	249,490.10	0.00	0.00	0.00	249,490.10	0.00	249,490.10	249,490.10	249,490.10	0 %	
Other Sales	4020216099	0.00	700.00	0.00	0.00	0.00	700.00	0.00	0.00	0.00	700.00	0 %	
Non-Cash Revenue		0.00	700.00	0.00	0.00	0.00	700.00	0.00	0.00	0.00	700.00	0 %	
Collections effected through outright deductions from claims		0.00	700.00	0.00	0.00	0.00	700.00	0.00	0.00	0.00	700.00	0 %	
Other Sales	4020216099	0.00	1,750.00	0.00	0.00	0.00	1,750.00	0.00	1,750.00	1,750.00	1,750.00	0 %	
Non-Revenue Collections/Other Receipts		0.00	1,750.00	0.00	0.00	0.00	1,750.00	0.00	1,750.00	1,750.00	1,750.00	0 %	
Cash Receipts		0.00	1,750.00	0.00	0.00	0.00	1,750.00	0.00	1,750.00	1,750.00	1,750.00	0 %	
Others		0.00	1,750.00	0.00	0.00	0.00	1,750.00	0.00	1,750.00	1,750.00	1,750.00	0 %	
Other Receivables	1030599000	0.00	251,940.10	0.00	0.00	0.00	251,940.10	0.00	251,240.10	251,240.10	251,940.10	0 %	
TOTAL		0.00	251,940.10	0.00	0.00	0.00	251,940.10	0.00	251,240.10	251,240.10	251,940.10	0 %	

Certified Correct:


 AMYR LIE V. MIRANDA

ACCOUNTANT

Date: 04/25/23 18:04 PM


Recommending Approval:


 NOEL L. GAURAN

VP FOR ADMIN AND FINANCE

Date: 4/25/23 7:01 PM

Approved By:


 JULIE HOPE TIMOTEA P. EVINA

HEAD OF AGENCY


Date: 4/25/23 7:02 PM

QUARTERLY REPORT OF REVENUE AND OTHER RECEIPTS
As at the Quarter Ending March 31, 2023

Department : State Universities and Colleges (SUCs)
 Agency : Western Philippines University
 Operating Unit : < not applicable >
 Organization Code (UACS) : 08 048 0000000
 Fund Cluster : 07 - Trust Receipts

Classification/Sources of Revenue and Other Receipts	UACS CODE	REVENUE TARGET (Annual) per BESF	Actual Revenue and Other Receipts Collections					Cumulative Remittance/Deposits to Date			Variance		Remarks
			1st Quarter Ending March 31	2nd Quarter Ending June 30	3rd Quarter Ending Sept. 30	4th Quarter Ending Dec. 31	Total	Remittance to BTr	Deposited with AGDB	TOTAL	Amount	%	
1	2	3	4	5	6	7	8=[(6+(-)7)-8+9]	9	10	11=(9+10)	12=(8-3)	13=(12/3)	14
Trust Receipts		0.00	12,289,504.38	0.00	0.00	0.00	12,289,504.38	0.00	12,289,504.38	12,289,504.38	12,289,504.38	0%	
Trust Receipts Deposited with Authorized Government Depository Banks (AGDB)		0.00	12,289,504.38	0.00	0.00	0.00	12,289,504.38	0.00	12,289,504.38	12,289,504.38	12,289,504.38	0%	
Tertiary Education Subsidy Grants		0.00	1,097,525.00	0.00	0.00	0.00	1,097,525.00	0.00	1,097,525.00	1,097,525.00	1,097,525.00	0%	
DOST-PCAARRD: TBI		0.00	1,120,313.76	0.00	0.00	0.00	1,120,313.76	0.00	1,120,313.76	1,120,313.76	1,120,313.76	0%	
CHED - Real Time Monitoring & Early Warning for HABs (HABs WATCH)		0.00	2,562,309.12	0.00	0.00	0.00	2,562,309.12	0.00	2,562,309.12	2,562,309.12	2,562,309.12	0%	
Trust Liabilities		0.00	2,807,119.00	0.00	0.00	0.00	2,807,119.00	0.00	2,807,119.00	2,807,119.00	2,807,119.00	0%	
Due to LGUs-Quezon		0.00	375,000.00	0.00	0.00	0.00	375,000.00	0.00	375,000.00	375,000.00	375,000.00	0%	
TES Tulong Dunong		0.00	4,327,237.50	0.00	0.00	0.00	4,327,237.50	0.00	4,327,237.50	4,327,237.50	4,327,237.50	0%	
TOTAL		0.00	12,289,504.38	0.00	0.00	0.00	12,289,504.38	0.00	12,289,504.38	12,289,504.38	12,289,504.38	0%	

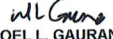
Certified Correct:


 AMYR LIEN V. MIRANDA

ACCOUNTANT

Date: 04/25/23 18:04 PM


Recommending Approval:


 NOEL L. GAURAN

VP FOR ADMIN AND FINANCE

Date: 4/25/23 7:01 PM

Approved By:


 JULIE ROSE TIMOTEA P. EVINA

HEAD OF AGENCY

Date: 4/25/23 7:02 PM