

MONTHLY REPORT OF DISBURSEMENTS  
For the month of April 2021


FAR No. 4


Department State Universities and Colleges (SUCs)  
Agency/Entity Western Philippines University  
Operating Unit < not applicable >  
Organization Code (UACS) 08 048 000000  
Fund Cluster 01 Regular Agency Fund


Particulars	Current Year Budget					Prior Year's Accounts Payable					Prior Year's Budget					Current Year's Accounts Payable					SUB-TOTAL	Trust Liabilities				Grand Total				Remarks	
	PB	MOOE	FinEx	CO	TOTAL	PS	MOOE	FinEx	CO	Sub-Total	PS	MOOE	FinEx	CO	Sub-Total	TOTAL	PB	MOOE	CO	TOTAL		PB	MOOE	FinEx	CO	TOTAL					
1	2	3	4	5	6=(2+3+4+5)	7	8	9	10	11=(7+8+9+10)	12	13	14	15	16=(12+13+14+15)	17=(11+16)	18=(9+17)	19	20	21	22=(19+20+21)	23	24	25	26	27=(23+24+25+26)	28				
CASH DISBURSEMENTS	15,902,997.42	1,285,424.22	0.00	0.00	17,258,121.64	0.00	37,220.05	0.00	91,578.45	128,798.50	0.00	0.00	0.00	0.00	128,798.50	17,386,920.14	0.00	0.00	0.00	0.00	15,902,997.42	1,302,644.27	0.00	0.00	91,578.45	17,398,620.14					
Notice of Cash Allocation (NCA)	15,902,997.42	1,285,424.22	0.00	0.00	17,258,121.64	0.00	37,220.05	0.00	91,578.45	128,798.50	0.00	0.00	0.00	0.00	128,798.50	17,386,920.14	0.00	0.00	0.00	0.00	15,902,997.42	1,302,644.27	0.00	0.00	91,578.45	17,398,620.14					
MDS Checks Issued	5,057,898.00	514,599.43	0.00	0.00	5,572,497.43	0.00	0.00	0.00	0.00	0.00	0.00	0.00	0.00	0.00	0.00	5,572,497.43	0.00	0.00	0.00	0.00	5,057,898.00	514,599.43	0.00	0.00	0.00	5,572,497.43					
Advice to Debit Account	10,938,040.53	770,437.79	0.00	0.00	11,985,478.32	0.00	37,220.05	0.00	91,578.45	128,798.50	0.00	0.00	0.00	0.00	128,798.50	11,814,277.12	0.00	0.00	0.00	0.00	10,938,040.53	787,257.94	0.00	0.00	91,578.45	11,814,277.12					
Notice of Transfer Allocations (NTA)	0.00	0.00	0.00	0.00	0.00	0.00	0.00	0.00	0.00	0.00	0.00	0.00	0.00	0.00	0.00	0.00	0.00	0.00	0.00	0.00	0.00	0.00	0.00	0.00	0.00	0.00	0.00				
MDS Checks Issued	0.00	0.00	0.00	0.00	0.00	0.00	0.00	0.00	0.00	0.00	0.00	0.00	0.00	0.00	0.00	0.00	0.00	0.00	0.00	0.00	0.00	0.00	0.00	0.00	0.00	0.00	0.00	0.00			
Advice to Debit Account	0.00	0.00	0.00	0.00	0.00	0.00	0.00	0.00	0.00	0.00	0.00	0.00	0.00	0.00	0.00	0.00	0.00	0.00	0.00	0.00	0.00	0.00	0.00	0.00	0.00	0.00	0.00	0.00			
Working Fund for FAPs	0.00	0.00	0.00	0.00	0.00	0.00	0.00	0.00	0.00	0.00	0.00	0.00	0.00	0.00	0.00	0.00	0.00	0.00	0.00	0.00	0.00	0.00	0.00	0.00	0.00	0.00	0.00	0.00	0.00		
Cash Disbursement Calling (CDC)	0.00	0.00	0.00	0.00	0.00	0.00	0.00	0.00	0.00	0.00	0.00	0.00	0.00	0.00	0.00	0.00	0.00	0.00	0.00	0.00	0.00	0.00	0.00	0.00	0.00	0.00	0.00	0.00	0.00		
TOTAL CASH DISBURSEMENTS	15,902,997.42	1,285,424.22	0.00	0.00	17,258,121.64	0.00	37,220.05	0.00	91,578.45	128,798.50	0.00	0.00	0.00	0.00	128,798.50	17,386,920.14	0.00	0.00	0.00	0.00	15,902,997.42	1,302,644.27	0.00	0.00	91,578.45	17,398,620.14					
NON-CASH DISBURSEMENTS	1,310,145.62	23,081.02	0.00	0.00	1,333,296.64	0.00	12,191.52	0.00	5,244.65	17,436.17	0.00	0.00	0.00	0.00	17,436.17	1,350,642.81	0.00	0.00	0.00	0.00	1,310,145.62	38,252.54	0.00	0.00	5,244.65	1,350,642.81					
Tax Remittance Advices Issued (TRA)	1,310,145.62	23,081.02	0.00	0.00	1,333,296.64	0.00	12,191.52	0.00	5,244.65	17,436.17	0.00	0.00	0.00	0.00	17,436.17	1,350,642.81	0.00	0.00	0.00	0.00	1,310,145.62	38,252.54	0.00	0.00	5,244.65	1,350,642.81					
Non-Cash Availment Authority (NCAA)	0.00	0.00	0.00	0.00	0.00	0.00	0.00	0.00	0.00	0.00	0.00	0.00	0.00	0.00	0.00	0.00	0.00	0.00	0.00	0.00	0.00	0.00	0.00	0.00	0.00	0.00	0.00	0.00			
Disbursements effected through outright deductions from claims (please specify...)	0.00	0.00	0.00	0.00	0.00	0.00	0.00	0.00	0.00	0.00	0.00	0.00	0.00	0.00	0.00	0.00	0.00	0.00	0.00	0.00	0.00	0.00	0.00	0.00	0.00	0.00	0.00	0.00	0.00		
Overpayment of expense(s), personnel benefits)	0.00	0.00	0.00	0.00	0.00	0.00	0.00	0.00	0.00	0.00	0.00	0.00	0.00	0.00	0.00	0.00	0.00	0.00	0.00	0.00	0.00	0.00	0.00	0.00	0.00	0.00	0.00	0.00	0.00		
Restitution for loss of government property	0.00	0.00	0.00	0.00	0.00	0.00	0.00	0.00	0.00	0.00	0.00	0.00	0.00	0.00	0.00	0.00	0.00	0.00	0.00	0.00	0.00	0.00	0.00	0.00	0.00	0.00	0.00	0.00	0.00	0.00	
Liquidated damages and similar claims	0.00	0.00	0.00	0.00	0.00	0.00	0.00	0.00	0.00	0.00	0.00	0.00	0.00	0.00	0.00	0.00	0.00	0.00	0.00	0.00	0.00	0.00	0.00	0.00	0.00	0.00	0.00	0.00	0.00	0.00	
Others (e.g. TEF, BTI, Docs Stamp, etc.)	0.00	0.00	0.00	0.00	0.00	0.00	0.00	0.00	0.00	0.00	0.00	0.00	0.00	0.00	0.00	0.00	0.00	0.00	0.00	0.00	0.00	0.00	0.00	0.00	0.00	0.00	0.00	0.00	0.00	0.00	
TOTAL NON-CASH DISBURSEMENTS	1,310,145.62	23,081.02	0.00	0.00	1,333,296.64	0.00	12,191.52	0.00	5,244.65	17,436.17	0.00	0.00	0.00	0.00	17,436.17	1,350,642.81	0.00	0.00	0.00	0.00	1,310,145.62	38,252.54	0.00	0.00	5,244.65	1,350,642.81					
GRAND TOTAL	17,302,943.04	1,308,505.24	0.00	0.00	18,991,328.28	0.00	49,411.57	0.00	96,823.10	146,234.67	0.00	0.00	0.00	0.00	146,234.67	18,737,562.95	0.00	0.00	0.00	0.00	17,302,943.04	1,337,896.81	0.00	0.00	96,823.10	18,737,562.95					

Particulars	Previous Report	This Month	As at Date
(1)	(2)	(3)	(4)
Total Disbursement Authorities Received	0.00	23,471,642.81	23,471,642.81
NCA	0.00	22,121,000.00	22,121,000.00
NTA	0.00	0.00	0.00
Working Fund	0.00	0.00	0.00
TRA	0.00	1,350,642.81	1,350,642.81
CDC	0.00	0.00	0.00
NCAA	0.00	0.00	0.00
Less: Notice of Transfer of Allocations (NTA)* Issued	0.00	0.00	0.00
Total Disbursement Authorities Available	0.00	23,471,642.81	23,471,642.81
Less:	0.00	0.00	0.00
Lapsed NCA	0.00	0.00	0.00
Disbursements	0.00	18,737,562.95	18,737,562.95
Less: Other Non-Cash Disbursements	0.00	0.00	0.00
Disbursements effected through outright deductions from claims	0.00	0.00	0.00
Overpayment of expense(s), personnel benefits)	0.00	0.00	0.00
Restitution for loss of government property	0.00	0.00	0.00
Liquidated damages and similar claims	0.00	0.00	0.00
Others (e.g. TEF, BTI, Docs Stamp, etc.)	0.00	0.00	0.00
Adjust: Adjustments (e.g. cancelled/stated checks)	0.00	0.00	0.00
Balance of Disbursement Authorities as at date	0.00	4,734,079.86	4,734,079.86
Total Disbursements Program	0.00	22,121,000.00	22,121,000.00
Less: Actual Disbursements	0.00	17,386,920.14	17,386,920.14
(Over)/Under spending	0.00	4,734,079.86	4,734,079.86

Notes: \* The use of NTA is discouraged  
Notes: \*\* Amounts should tally with the grand total disbursement (column 27).

Certified Correct:  
  
GABE P. ANUNCIADO  
OIC - ACCOUNTING OFFICE  
Date: 2021-05-07 14:30:46

Recommending Approval:  
  
NOEL L. GAURAN  
VP FOR ADMIN AND FINANCE  
Date: 2021-05-07 15:01:43

Approved by:  
  
JULIE H. JIMOTEA P. EVINA  
HEAD OF AGENCY  
Date: 2021-05-07 15:05:03

MONTHLY REPORT OF DISBURSEMENTS  
For the month of May 2021

Department: State Universities and Colleges (SUCs)  
Agency/Entity: Western Philippines University  
Operating Unit: < not applicable >  
Organization Code (UACS): 08 048 000000  
Fund Cluster: 01 Regular Agency Fund

Particulars	Current Year Budget					Prior Year's Accounts Payable					Prior Year's Budget					Current Year's Accounts Payable					SUB-TOTAL	Trust Liabilities					Grand Total					Remarks
	PS	MOOE	FinEx	CO	TOTAL	PS	MOOE	FinEx	CO	Sub-Total	PS	MOOE	FinEx	CO	Sub-Total	TOTAL	PS	MOOE	CO	TOTAL		PS	MOOE	FinEx	CO	TOTAL						
1	2	3	4	5	6=(2+3+4+5)	7	8	9	10	11=(7+8+9+10)	12	13	14	15	16=(12+13+14+15)	17=(11+16)	18=(6+17)	19	20	21	22=(19+20+21)	23	24	25	26	27=(23+24+25+26)	28					
CASH DISBURSEMENTS	28,502,419.23	1,254,123.15	0.00	0.00	27,756,542.38	20,038.07	135,038.99	0.00	0.00	155,076.96	0.00	0.00	0.00	0.00	155,076.96	27,911,619.34	0.00	0.00	0.00	0.00	26,522,457.30	1,389,162.04	0.00	0.00	27,911,619.34	28						
Notice of Cash Allocation (NCA)	28,502,419.23	1,254,123.15	0.00	0.00	27,756,542.38	20,038.07	135,038.99	0.00	0.00	155,076.96	0.00	0.00	0.00	0.00	155,076.96	27,911,619.34	0.00	0.00	0.00	0.00	26,522,457.30	1,389,162.04	0.00	0.00	27,911,619.34							
MDS Checks Issued	5,122,466.94	416,706.16	0.00	0.00	5,539,173.12	0.00	0.00	0.00	0.00	0.00	0.00	0.00	0.00	0.00	0.00	5,539,173.12	0.00	0.00	0.00	0.00	5,122,466.94	416,706.16	0.00	0.00	5,539,173.12							
Advice to Debit Account	21,379,952.29	837,414.97	0.00	0.00	22,217,367.26	20,038.07	135,038.99	0.00	0.00	155,076.96	0.00	0.00	0.00	0.00	155,076.96	22,372,444.22	0.00	0.00	0.00	0.00	21,399,990.36	972,453.86	0.00	0.00	22,372,444.22							
Notice of Transfer Allocations (NTA)	0.00	0.00	0.00	0.00	0.00	0.00	0.00	0.00	0.00	0.00	0.00	0.00	0.00	0.00	0.00	0.00	0.00	0.00	0.00	0.00	0.00	0.00	0.00	0.00	0.00	0.00						
MDS Checks Issued	0.00	0.00	0.00	0.00	0.00	0.00	0.00	0.00	0.00	0.00	0.00	0.00	0.00	0.00	0.00	0.00	0.00	0.00	0.00	0.00	0.00	0.00	0.00	0.00	0.00	0.00						
Advice to Debit Account	0.00	0.00	0.00	0.00	0.00	0.00	0.00	0.00	0.00	0.00	0.00	0.00	0.00	0.00	0.00	0.00	0.00	0.00	0.00	0.00	0.00	0.00	0.00	0.00	0.00	0.00						
Working Fund for FAPs	0.00	0.00	0.00	0.00	0.00	0.00	0.00	0.00	0.00	0.00	0.00	0.00	0.00	0.00	0.00	0.00	0.00	0.00	0.00	0.00	0.00	0.00	0.00	0.00	0.00	0.00						
Cash Disbursement Ceiling (CDC)	0.00	0.00	0.00	0.00	0.00	0.00	0.00	0.00	0.00	0.00	0.00	0.00	0.00	0.00	0.00	0.00	0.00	0.00	0.00	0.00	0.00	0.00	0.00	0.00	0.00	0.00						
TOTAL CASH DISBURSEMENTS	28,502,419.23	1,254,123.15	0.00	0.00	27,756,542.38	20,038.07	135,038.99	0.00	0.00	155,076.96	0.00	0.00	0.00	0.00	155,076.96	27,911,619.34	0.00	0.00	0.00	0.00	26,522,457.30	1,389,162.04	0.00	0.00	27,911,619.34							
NON-CASH DISBURSEMENTS	1,329,173.82	11,463.81	0.00	0.00	1,340,637.63	0.00	6,990.50	0.00	0.00	66,611.16	0.00	0.00	0.00	0.00	66,611.16	1,407,248.81	0.00	0.00	0.00	0.00	1,329,173.82	18,454.31	0.00	0.00	1,347,628.13							
Tax Rebate/Advance Issued (TRA)	1,329,173.82	11,463.81	0.00	0.00	1,340,637.63	0.00	6,990.50	0.00	0.00	66,611.16	0.00	0.00	0.00	0.00	66,611.16	1,407,248.81	0.00	0.00	0.00	0.00	1,329,173.82	18,454.31	0.00	0.00	1,347,628.13							
Non-Cash Availment Authority (NCAA)	0.00	0.00	0.00	0.00	0.00	0.00	0.00	0.00	0.00	0.00	0.00	0.00	0.00	0.00	0.00	0.00	0.00	0.00	0.00	0.00	0.00	0.00	0.00	0.00	0.00	0.00						
Disbursements effected through outright deductions from claims (please specify...)	0.00	0.00	0.00	0.00	0.00	0.00	0.00	0.00	0.00	0.00	0.00	0.00	0.00	0.00	0.00	0.00	0.00	0.00	0.00	0.00	0.00	0.00	0.00	0.00	0.00	0.00						
Deployment of employees (e.g. personal benefits)	0.00	0.00	0.00	0.00	0.00	0.00	0.00	0.00	0.00	0.00	0.00	0.00	0.00	0.00	0.00	0.00	0.00	0.00	0.00	0.00	0.00	0.00	0.00	0.00	0.00	0.00						
Restitution for loss of government property	0.00	0.00	0.00	0.00	0.00	0.00	0.00	0.00	0.00	0.00	0.00	0.00	0.00	0.00	0.00	0.00	0.00	0.00	0.00	0.00	0.00	0.00	0.00	0.00	0.00	0.00						
Liquidated damages and similar claims	0.00	0.00	0.00	0.00	0.00	0.00	0.00	0.00	0.00	0.00	0.00	0.00	0.00	0.00	0.00	0.00	0.00	0.00	0.00	0.00	0.00	0.00	0.00	0.00	0.00	0.00						
Others (TEF, BT, Docs Stamp, etc.)	0.00	0.00	0.00	0.00	0.00	0.00	0.00	0.00	0.00	0.00	0.00	0.00	0.00	0.00	0.00	0.00	0.00	0.00	0.00	0.00	0.00	0.00	0.00	0.00	0.00	0.00						
TOTAL NON-CASH DISBURSEMENTS	1,329,173.82	11,463.81	0.00	0.00	1,340,637.63	0.00	6,990.50	0.00	0.00	66,611.16	0.00	0.00	0.00	0.00	66,611.16	1,407,248.81	0.00	0.00	0.00	0.00	1,329,173.82	18,454.31	0.00	0.00	1,347,628.13							
GRAND TOTAL	27,831,563.05	1,265,586.96	0.00	0.00	29,097,150.01	20,038.07	142,029.49	0.00	0.00	221,688.14	0.00	0.00	0.00	0.00	221,688.14	29,318,838.15	0.00	0.00	0.00	0.00	27,851,631.12	1,407,616.35	0.00	0.00	29,259,247.47							
SUMMARY																																

Particulars	Previous Report	This Month	As at Date
(1)	(2)	(3)	(4)
Total Disbursement Activities Received	23,471,642.81	34,066,248.81	57,537,891.62
NCA	0.00	0.00	0.00
NTA	22,121,000.00	32,659,000.00	54,780,000.00
Working Fund	0.00	0.00	0.00
TRA	1,350,642.81	1,407,248.81	2,757,891.62
CDC	0.00	0.00	0.00
NCAA	0.00	0.00	0.00
Less: Notice of Transfer of Allocations (NTA) Issued	0.00	0.00	0.00
Total Disbursement Activities Available	23,471,642.81	34,066,248.81	57,537,891.62
Less:			
Lapsed NCA	0.00	0.00	0.00
Disbursements	16,737,562.95	29,318,838.15	48,056,431.10
Less: Other Non-Cash Disbursements	0.00	0.00	0.00
Disbursements effected through outright deductions from claims	0.00	0.00	0.00
Deployment of employees (e.g. personal benefits)	0.00	0.00	0.00
Restitution for loss of government property	0.00	0.00	0.00
Liquidated damages and similar claims	0.00	0.00	0.00
Others (e.g. TEF, BT, Docs Stamp, etc.)	0.00	0.00	0.00
USOLess: Adjustments (e.g. cancelled/voided checks)	0.00	0.00	0.00
Balance of Disbursement Authorities as at date	4,734,079.86	4,747,410.66	9,484,460.52
Total Disbursements Program	22,121,000.00	32,659,000.00	54,780,000.00
Less: Actual Disbursements	17,386,620.14	27,911,619.34	45,298,239.48
Over/Under spending	4,734,379.86	4,747,380.66	9,481,760.52
Notes: * This use of NTA is discontinued			
Notes: ** Amounts should tally with the grand total disbursement (column 27)			

Certified Correct:   
GRACE P. ANUNCIADO  
OIC - Accounting Office  
Date: 2021-06-10 16:33:02

Recommending Approval:  
  
NOEL L. GAURAN  
VP for Admin and Finance  
Date: 2021-06-10 21:30:56

Approved By:   
JULIE POPE TIMOTEA P. EVINA  
Head of Agency  
Date: 2021-06-10 21:33:36

MONTHLY REPORT OF DISBURSEMENTS  
For the month of June 2021

FAR No. 4

Department: State Universities and Colleges (SUCs)  
Agency/Entity: Western Philippines University  
Operating Unit: < not applicable >  
Organization Code (UACS): 06 048 000000  
Fund Cluster: 01 Regular Agency Fund

Particulars	Current Year Budget					Prior Year's Budget										Current Year's Accounts Payable					Prior Year's Accounts Payable					Trust Liabilities					Grand Total					Remarks
	PB	MOOE	FtEx	CO	TOTAL	PB	MOOE	FtEx	CO	Sub-Total	PB	MOOE	FtEx	CO	Sub-Total	TOTAL	SUB-TOTAL	PB	MOOE	CO	TOTAL	PB	MOOE	CO	TOTAL	PB	MOOE	CO	TOTAL							
																														6=(2+3+4+5)	7	8	9	10	11=(7+8+9+10)	
CASH DISBURSEMENTS	14,128,081.78	1,328,093.72	0.00	10,547,228.01	26,002,003.51	14,658.31	18,531.28	0.00	1,042,189.43	1,075,359.02	0.00	0.00	0.00	0.00	0.00	1,075,359.02	27,077,362.53	0.00	0.00	0.00	0.00	0.00	0.00	0.00	0.00	14,142,740.00	1,345,225.00	0.00	11,588,397.44	27,077,362.53	28					
Notice of Cash Allocation (NCA)	14,128,081.78	1,328,093.72	0.00	10,547,228.01	26,002,003.51	14,658.31	18,531.28	0.00	1,042,189.43	1,075,359.02	0.00	0.00	0.00	0.00	0.00	1,075,359.02	27,077,362.53	0.00	0.00	0.00	0.00	0.00	0.00	0.00	0.00	14,142,740.00	1,345,225.00	0.00	11,588,397.44	27,077,362.53	28					
MDS Checks Issued	5,122,096.51	305,025.87	0.00	0.00	5,427,822.18	0.00	0.00	0.00	0.00	0.00	0.00	0.00	0.00	0.00	0.00	0.00	0.00	0.00	0.00	0.00	0.00	0.00	0.00	0.00	0.00	5,122,096.51	305,025.87	0.00	0.00	5,427,822.18	28					
Advice to Debit Account	9,005,485.27	1,021,868.00	0.00	10,547,228.01	20,574,381.33	14,658.31	18,531.28	0.00	1,042,189.43	1,075,359.02	0.00	0.00	0.00	0.00	0.00	1,075,359.02	21,849,740.35	0.00	0.00	0.00	0.00	0.00	0.00	0.00	9,029,143.88	1,040,199.33	0.00	11,589,397.44	21,849,740.35	28						
Notice of Transfer Allocations (NTA)	0.00	0.00	0.00	0.00	0.00	0.00	0.00	0.00	0.00	0.00	0.00	0.00	0.00	0.00	0.00	0.00	0.00	0.00	0.00	0.00	0.00	0.00	0.00	0.00	0.00	0.00	0.00	0.00	0.00	0.00	0.00					
MDS Checks Issued	0.00	0.00	0.00	0.00	0.00	0.00	0.00	0.00	0.00	0.00	0.00	0.00	0.00	0.00	0.00	0.00	0.00	0.00	0.00	0.00	0.00	0.00	0.00	0.00	0.00	0.00	0.00	0.00	0.00	0.00	0.00					
Advice to Debit Account	0.00	0.00	0.00	0.00	0.00	0.00	0.00	0.00	0.00	0.00	0.00	0.00	0.00	0.00	0.00	0.00	0.00	0.00	0.00	0.00	0.00	0.00	0.00	0.00	0.00	0.00	0.00	0.00	0.00	0.00	0.00					
Working Fund for FAPs	0.00	0.00	0.00	0.00	0.00	0.00	0.00	0.00	0.00	0.00	0.00	0.00	0.00	0.00	0.00	0.00	0.00	0.00	0.00	0.00	0.00	0.00	0.00	0.00	0.00	0.00	0.00	0.00	0.00	0.00	0.00					
Cash Disbursement Ceiling (CDC)	0.00	0.00	0.00	0.00	0.00	0.00	0.00	0.00	0.00	0.00	0.00	0.00	0.00	0.00	0.00	0.00	0.00	0.00	0.00	0.00	0.00	0.00	0.00	0.00	0.00	0.00	0.00	0.00	0.00	0.00	0.00					
TOTAL CASH DISBURSEMENTS	14,128,081.78	1,328,093.72	0.00	10,547,228.01	26,002,003.51	14,658.31	18,531.28	0.00	1,042,189.43	1,075,359.02	0.00	0.00	0.00	0.00	0.00	1,075,359.02	27,077,362.53	0.00	0.00	0.00	0.00	0.00	0.00	0.00	0.00	14,142,740.00	1,345,225.00	0.00	11,589,397.44	27,077,362.53	28					
NON-CASH DISBURSEMENTS	1,309,633.59	3,355.89	0.00	0.00	1,309,989.25	0.00	111.43	0.00	0.00	0.00	0.00	0.00	0.00	0.00	0.00	111.43	1,310,100.68	0.00	0.00	0.00	0.00	0.00	0.00	0.00	0.00	1,309,633.59	3,487.12	0.00	1,310,100.68	1,310,100.68	28					
Tax Remittance Advance Issued (TRAI)	1,309,633.59	3,355.89	0.00	0.00	1,309,989.25	0.00	111.43	0.00	0.00	0.00	0.00	0.00	0.00	0.00	0.00	111.43	1,310,100.68	0.00	0.00	0.00	0.00	0.00	0.00	0.00	0.00	1,309,633.59	3,487.12	0.00	1,310,100.68	1,310,100.68	28					
Non-Cash Availment Authority (NCAA)	0.00	0.00	0.00	0.00	0.00	0.00	0.00	0.00	0.00	0.00	0.00	0.00	0.00	0.00	0.00	0.00	0.00	0.00	0.00	0.00	0.00	0.00	0.00	0.00	0.00	0.00	0.00	0.00	0.00	0.00	0.00					
Disbursements effected through outright deductions from claims (please specify...)	0.00	0.00	0.00	0.00	0.00	0.00	0.00	0.00	0.00	0.00	0.00	0.00	0.00	0.00	0.00	0.00	0.00	0.00	0.00	0.00	0.00	0.00	0.00	0.00	0.00	0.00	0.00	0.00	0.00	0.00	0.00					
Overpayment of expenses (e.g. personnel benefits)	0.00	0.00	0.00	0.00	0.00	0.00	0.00	0.00	0.00	0.00	0.00	0.00	0.00	0.00	0.00	0.00	0.00	0.00	0.00	0.00	0.00	0.00	0.00	0.00	0.00	0.00	0.00	0.00	0.00	0.00	0.00					
Restitution for loss of government property	0.00	0.00	0.00	0.00	0.00	0.00	0.00	0.00	0.00	0.00	0.00	0.00	0.00	0.00	0.00	0.00	0.00	0.00	0.00	0.00	0.00	0.00	0.00	0.00	0.00	0.00	0.00	0.00	0.00	0.00	0.00					
Liquidated damages and similar claims	0.00	0.00	0.00	0.00	0.00	0.00	0.00	0.00	0.00	0.00	0.00	0.00	0.00	0.00	0.00	0.00	0.00	0.00	0.00	0.00	0.00	0.00	0.00	0.00	0.00	0.00	0.00	0.00	0.00	0.00	0.00					
Others (e.g. TEF, BIT, Docs Stamp, etc.)	0.00	0.00	0.00	0.00	0.00	0.00	0.00	0.00	0.00	0.00	0.00	0.00	0.00	0.00	0.00	0.00	0.00	0.00	0.00	0.00	0.00	0.00	0.00	0.00	0.00	0.00	0.00	0.00	0.00	0.00	0.00					
TOTAL NON-CASH DISBURSEMENTS	1,309,633.59	3,355.89	0.00	0.00	1,309,989.25	0.00	111.43	0.00	0.00	0.00	0.00	0.00	0.00	0.00	0.00	111.43	1,310,100.68	0.00	0.00	0.00	0.00	0.00	0.00	0.00	0.00	1,309,633.59	3,487.12	0.00	1,310,100.68	1,310,100.68	28					
GRAND TOTAL	15,437,715.34	1,330,049.41	0.00	10,547,228.01	27,311,992.76	14,658.31	18,642.71	0.00	1,042,189.43	1,075,470.45	0.00	0.00	0.00	0.00	0.00	1,075,470.45	28,387,463.21	0.00	0.00	0.00	0.00	0.00	0.00	0.00	0.00	15,449,373.85	1,348,692.12	0.00	11,609,397.44	28,387,463.21	28					

Particulars	Previous Report	This Month	As at Date
(1)	(2)	(3)	(4)
Total Disbursement Authorities Received	57,537,891.82	20,352,100.68	77,889,992.50
NCA	54,780,000.00	19,042,000.00	73,822,000.00
NTA	0.00	0.00	0.00
Working Fund	0.00	0.00	0.00
TRA	2,757,891.82	1,310,100.68	4,067,992.50
CDC	0.00	0.00	0.00
NCAA	0.00	0.00	0.00
Less: Notice of Transfer of Allocations (NTA) Issued	0.00	0.00	0.00
Total Disbursement Authorities Available	57,537,891.82	20,352,100.68	77,889,992.50
Less:			
Lapsed NCA	0.00	0.00	0.00
Disbursements	48,056,431.10	28,387,463.21	76,443,894.31
Less: Other Non-Cash Disbursements	0.00	0.00	0.00
Disbursements effected through outright deductions from claims	0.00	0.00	0.00
Overpayment of expenses (e.g. personnel benefits)	0.00	0.00	0.00
Restitution for loss of government property	0.00	0.00	0.00
Liquidated damages and similar claims	0.00	0.00	0.00
Others (e.g. TEF, BIT, Docs Stamp, etc.)	0.00	0.00	0.00
Less: Adjustments (e.g. cancelled checks)	0.00	0.00	0.00
Balance of Disbursement Authorities as at date	9,481,460.52	(8,035,362.53)	1,446,097.99
Total Disbursements Program	54,780,000.00	19,042,000.00	73,822,000.00
Less: Actual Disbursements	45,298,530.48	27,077,362.53	72,375,892.91
Over/Under spending	9,481,460.52	(8,035,362.53)	1,446,097.99

Note: \*\* The use of NTA is discouraged.  
Notes: \*\* Amounts should tally with the grand total disbursement (column 27).

Certified Correct:  
*Grace P. Anunciado*  
GRACE P. ANUNCIADO  
OIC - Accounting Office  
Date: 2021-07-08 14:43:04

Recommending Approval:  
*Noel L. Gauran*  
NOEL L. GAURAN  
VP for Admin and Finance  
Date: 2021-07-08 15:03:53

Approved By:  
*Julie Rose Timotea P. Evina*  
JULIE ROSE TIMOTEA P. EVINA  
Head of Agency  
Date: 2021-07-08 15:06:32