

SUMMARY OF APPROPRIATIONS, ALLOTMENTS, OBLIGATIONS, DISBURSEMENTS AND BALANCES BY OBJECT OF EXPENDITURES  
As at the Quarter Ending September 30, 2021

Department : State Universities and Colleges (SUCs)  
Agency : Western Philippines University  
Operating Unit : < not applicable >  
Organization Code (UACS) : 08 048 000000  
Fund Cluster : 01 Regular Agency Fund  
(e.g. UACS Fund Cluster: 01-Regular Agency Fund, 02-Foreign Assisted Projects Fund, 03-Special Account-Locally Funded/Domestic Grants Fund, and 04-Special Account-Foreign Assisted/Foreign Grants Fund)

X Current Year Appropriations  
Supplemental Appropriations  
Continuing Appropriations

Particulars	UACS CODE	Appropriations		Allotments					Obligations					Disbursements					Balances				
		Authorized Appropriations	Adjustments (Transfer To/From, Modification/Augmentation)	Adjusted Appropriations 5=(2+4)	Allotments Received	Adjustments (Reductions, Modification/Augmentation)	Transfer To	Transfer From	Adjusted Allotments 10=(5+(-6)-8+9)	1st Quarter	2nd Quarter	3rd Quarter	4th Quarter	TOTAL	1st Quarter	2nd Quarter	3rd Quarter	4th Quarter	TOTAL	Unreleased Appropriations 21=(5-10)	Unobligated Allotments 22=(10-15)	Unpaid Obligations (15-20)=(23-24)	
										Ending March 31	Ending June 30	Ending Sept. 30	Ending Dec. 31		Ending March 31	Ending June 30	Ending Sept. 30	Ending Dec. 31				Quart	Year to Date
1	2	3	4	5	7	8	9	10	11	12	13	14	15	16	17	18	19	20	21	22	23	24	
<b>SUMMARY</b>		391,298,000.00	0.00	391,298,000.00	384,299,000.00	0.00	0.00	0.00	384,299,000.00	31,004,450.00	135,587,522.39	54,879,359.12	0.00	241,467,969.57	50,491,644.54	74,928,744.21	64,770,478.20	0.00	190,967,989.28	27,139,000.00	122,791,223.43	1,248,459.25	50,133,482.04
<b>A. AGENCY SPECIFIC BUDGET</b>		372,174,000.00	0.00	372,174,000.00	343,039,000.00	0.00	0.00	0.00	343,039,000.00	48,384,896.12	131,082,921.53	50,474,688.91	0.00	227,822,285.56	45,981,890.90	70,301,143.35	60,389,152.02	0.00	178,562,186.27	27,139,000.00	117,107,191.44	1,248,459.25	50,133,482.04
<b>Personal Services</b>		236,823,300.00	0.00	236,823,300.00	210,384,000.00	0.00	0.00	0.00	210,384,000.00	42,168,029.02	59,361,544.58	42,175,728.79	0.00	140,375,300.00	42,000,000.00	59,084,420.22	41,975,224.37	0.00	140,079,644.54	26,139,000.00	70,008,700.00	268,650.16	0.00
Salaries and Wages	501010000	163,304,000.00	(789,011.00)	162,514,989.00	163,304,000.00	(789,011.00)	0.00	0.00	162,514,989.00	34,983,819.91	38,342,078.12	37,782,377.00	0.00	110,008,474.03	38,801,793.53	38,413,037.15	37,543,007.89	0.00	114,767,940.37	0.00	47,528,814.37	256,833.86	0.00
Salaries and Wages - Regular	501010100	160,187,000.00	(789,011.00)	159,397,989.00	160,187,000.00	(789,011.00)	0.00	0.00	159,397,989.00	34,250,263.98	37,534,067.00	37,141,624.49	0.00	112,866,746.08	38,392,290.21	37,801,026.33	36,902,055.18	0.00	112,708,114.42	0.00	48,473,432.82	200,633.66	0.00
Basic Salary - Civilian	501010101	160,187,000.00	(789,011.00)	159,397,989.00	160,187,000.00	(789,011.00)	0.00	0.00	159,397,989.00	33,200,393.32	36,811,112.00	36,400,852.51	0.00	110,412,308.34	37,750,000.00	37,300,000.00	36,300,000.00	0.00	110,700,000.00	0.00	48,473,432.82	200,633.66	0.00
Salaries and Wages - Casual/Contractual	501010200	3,107,000.00	0.00	3,107,000.00	3,107,000.00	0.00	0.00	0.00	3,107,000.00	2,488,872.23	14,854,222.89	2,810,277.00	0.00	21,953,272.12	2,488,872.23	14,779,149.50	2,810,277.00	0.00	21,884,102.12	0.00	21,873,421.36	84,649.00	0.00
Other Compensation	501020000	43,441,000.00	0.00	43,441,000.00	43,441,000.00	0.00	0.00	0.00	43,441,000.00	2,488,872.23	14,854,222.89	2,810,277.00	0.00	21,953,272.12	2,488,872.23	14,779,149.50	2,810,277.00	0.00	21,884,102.12	0.00	21,873,421.36	84,649.00	0.00
Personal Economic Relief Allowance (PERA)	501020100	8,784,000.00	0.00	8,784,000.00	8,784,000.00	0.00	0.00	0.00	8,784,000.00	2,171,343.54	2,180,837.00	2,151,548.00	0.00	6,433,828.54	2,171,343.54	2,180,837.00	2,151,548.00	0.00	6,433,828.54	0.00	2,303,473.38	0.00	0.00
PERA - Civilian	501020101	8,784,000.00	0.00	8,784,000.00	8,784,000.00	0.00	0.00	0.00	8,784,000.00	2,171,343.54	2,180,837.00	2,151,548.00	0.00	6,433,828.54	2,171,343.54	2,180,837.00	2,151,548.00	0.00	6,433,828.54	0.00	2,303,473.38	0.00	0.00
Representation Allowance (RA)	501020200	180,000.00	0.00	180,000.00	180,000.00	0.00	0.00	0.00	180,000.00	30,000.00	48,000.00	48,000.00	0.00	126,000.00	30,000.00	48,000.00	48,000.00	0.00	126,000.00	0.00	80,000.00	0.00	0.00
Transportation Allowance (TA)	501020300	180,000.00	0.00	180,000.00	180,000.00	0.00	0.00	0.00	180,000.00	30,000.00	30,000.00	30,000.00	0.00	90,000.00	30,000.00	30,000.00	30,000.00	0.00	90,000.00	0.00	159,000.00	0.00	0.00
Transportation Allowance (TA)	501020301	180,000.00	0.00	180,000.00	180,000.00	0.00	0.00	0.00	180,000.00	30,000.00	30,000.00	30,000.00	0.00	90,000.00	30,000.00	30,000.00	30,000.00	0.00	90,000.00	0.00	159,000.00	0.00	0.00
Clothing/Uniform Allowance	501020400	2,198,000.00	0.00	2,198,000.00	2,198,000.00	0.00	0.00	0.00	2,198,000.00	0.00	1,844,000.00	80,000.00	0.00	2,004,000.00	0.00	1,844,000.00	80,000.00	0.00	2,004,000.00	0.00	162,000.00	0.00	0.00
Clothing/Uniform Allowance - Civilian	501020401	2,198,000.00	0.00	2,198,000.00	2,198,000.00	0.00	0.00	0.00	2,198,000.00	0.00	1,844,000.00	80,000.00	0.00	2,004,000.00	0.00	1,844,000.00	80,000.00	0.00	2,004,000.00	0.00	162,000.00	0.00	0.00
Subsistence Allowance (SA)	501020500	108,000.00	0.00	108,000.00	108,000.00	0.00	0.00	0.00	108,000.00	13,750.00	15,700.00	13,900.00	0.00	43,250.00	13,750.00	15,700.00	13,900.00	0.00	43,250.00	0.00	42,750.00	0.00	0.00
Subsistence Allowance - Magra Carta for Public Health Workers under R.A. 7305	501020503	108,000.00	0.00	108,000.00	108,000.00	0.00	0.00	0.00	108,000.00	13,750.00	15,700.00	13,900.00	0.00	43,250.00	13,750.00	15,700.00	13,900.00	0.00	43,250.00	0.00	42,750.00	0.00	0.00
Laundry Allowance (LA)	501020600	7,000.00	0.00	7,000.00	7,000.00	0.00	0.00	0.00	7,000.00	908.00	1,073.00	940.00	0.00	2,961.00	908.00	1,073.00	940.00	0.00	2,961.00	0.00	4,949.00	0.00	0.00
Laundry Allowance - Magra Carta Benefits for Public Health Workers under R.A. 7305	501020604	7,000.00	0.00	7,000.00	7,000.00	0.00	0.00	0.00	7,000.00	908.00	1,073.00	940.00	0.00	2,961.00	908.00	1,073.00	940.00	0.00	2,961.00	0.00	4,949.00	0.00	0.00
Honoraria	501021000	1,010,000.00	(78,000.00)	932,000.00	1,010,000.00	(78,000.00)	0.00	0.00	932,000.00	113,418.58	79,349.39	27,308.00	0.00	217,066.98	113,418.58	79,349.39	26,190.39	0.00	217,066.98	0.00	174,835.12	5,306.00	0.00
Honoraria - Civilian	501021001	1,010,000.00	(78,000.00)	932,000.00	1,010,000.00	(78,000.00)	0.00	0.00	932,000.00	113,418.58	79,349.39	27,308.00	0.00	217,066.98	113,418.58	79,349.39	26,190.39	0.00	217,066.98	0.00	174,835.12	5,306.00	0.00
Heard Pay (HP)	501021100	818,000.00	0.00	818,000.00	818,000.00	0.00	0.00	0.00	818,000.00	83,422.00	89,293.39	73,200.00	0.00	245,915.39	83,422.00	89,293.39	73,200.00	0.00	245,915.39	0.00	373,365.00	0.00	0.00
HP - Magra Carta Benefits for Public Health Workers under R.A. 7305	501021106	818,000.00	0.00	818,000.00	818,000.00	0.00	0.00	0.00	818,000.00	83,422.00	89,293.39	73,200.00	0.00	245,915.39	83,422.00	89,293.39	73,200.00	0.00	245,915.39	0.00	373,365.00	0.00	0.00
Year End Bonus	501021400	13,350,000.00	0.00	13,350,000.00	13,350,000.00	0.00	0.00	0.00	13,350,000.00	0.00	38,453.50	200,488.00	0.00	238,938.50	0.00	38,453.50	200,488.00	0.00	238,938.50	0.00	13,111,061.50	0.00	0.00
Bonus - Civilian	501021401	13,350,000.00	0.00	13,350,000.00	13,350,000.00	0.00	0.00	0.00	13,350,000.00	0.00	38,453.50	200,488.00	0.00	238,938.50	0.00	38,453.50	200,488.00	0.00	238,938.50	0.00	13,111,061.50	0.00	0.00
Cash Gift	501021900	1,830,000.00	0.00	1,830,000.00	1,830,000.00	0.00	0.00	0.00	1,830,000.00	0.00	2,500.00	8,000.00	0.00	10,500.00	0.00	2,500.00	8,000.00	0.00	10,500.00	0.00	1,819,500.00	0.00	0.00
Cash Gift - Civilian	501021901	1,830,000.00	0.00	1,830,000.00	1,830,000.00	0.00	0.00	0.00	1,830,000.00	0.00	2,500.00	8,000.00	0.00	10,500.00	0.00	2,500.00	8,000.00	0.00	10,500.00	0.00	1,819,500.00	0.00	0.00
Mid-Year Bonus - Civilian	501021800	13,350,000.00	0.00	13,350,000.00	13,350,000.00	0.00	0.00	0.00	13,350,000.00	0.00	12,379,243.00	0.00	0.00	12,379,243.00	0.00	12,398,800.00	0.00	0.00	12,398,800.00	0.00	879,797.00	39,643.00	0.00
Mid-Year Bonus - Civilian	501021801	13,350,000.00	0.00	13,350,000.00	13,350,000.00	0.00	0.00	0.00	13,350,000.00	0.00	12,379,243.00	0.00	0.00	12,379,243.00	0.00	12,398,800.00	0.00	0.00	12,398,800.00	0.00	879,797.00	39,643.00	0.00
Other Bonuses and Allowances	501029000	1,830,000.00	78,000.00	1,908,000.00	1,830,000.00	78,000.00	0.00	0.00	1,830,000.00	38,000.00	1,908,000.00	38,000.00	0.00	78,000.00	38,000.00	34,750.00	4,250.00	0.00	78,000.00	0.00	0.00	0.00	0.00
Per Diem - Civilian	501029001	0.00	78,000.00	78,000.00	0.00	78,000.00	0.00	0.00	78,000.00	38,000.00	38,000.00	38,000.00	0.00	78,000.00	38,000.00	34,750.00	4,250.00	0.00	78,000.00	0.00	0.00	0.00	0.00
Productivity Enhancement Incentive - Civilian	501029012	1,830,000.00	0.00	1,830,000.00	1,830,000.00	0.00	0.00	0.00	1,830,000.00	0.00	1,870,000.00	0.00	0.00	1,870,000.00	0.00	0.00	0.00	0.00	1,870,000.00	0.00	45,238.00	0.00	0.00
Personal Benefit Contributions	501030000	2,813,000.00	0.00	2,813,000.00	2,813,000.00	0.00	0.00	0.00	2,813,000.00	731,004.48	721,208.58	709,550.29	0.00	2,161,763.35	731,004.48	721,208.58	709,550.29	0.00	2,16				

Department : State Universities and Colleges (SUCs)  
 Agency : Western Philippines University  
 Operating Unit : < not applicable >  
 Organization Code (UACS) : 08 048 000000  
 Fund Cluster : 01 Regular Agency Fund  
 (e.g. UACS Fund Cluster: 01-Regular Agency Fund, 02-Foreign Assisted Projects Fund, 03-Special Account- Locally Funded Domestic Grants Fund, and 04-Special Account-Foreign Assisted Foreign Grants Fund)


X	Current Year Appropriations
	Supplemental Appropriations
	Continuing Appropriations

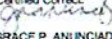
Particulars	UACS CODE	Appropriations				Allocations				Obligations					Disbursements					Balances				
		Authorized Appropriations	Adjustments (Transfer To/From, Modifications/Augmentations)	Adjusted Appropriations	Allocations Received	Adjustments (Reductions, Modifications/Augmentations)	Transfer To	Transfer From	Adjusted Allocations	1st Quarter Ending March 31	2nd Quarter Ending June 30	3rd Quarter Ending Sept. 30	4th Quarter Ending Dec. 31	TOTAL	1st Quarter Ending March 31	2nd Quarter Ending June 30	3rd Quarter Ending Sept. 30	4th Quarter Ending Dec. 31	TOTAL	Unreleased Appropriations	Unobligated Allocations	Unpaid Obligations (15-20)/(21-24)		
1	2	3	4	5=(3+4)	6	7	8	9	10=(8-1)-(9-8)	11	12	13	14	15=(11+12+13+14)	16	17	18	19	20=(16+17+18+19)	21=(5-10)	22=(10-15)	23	24	
Loans to Students - Civilian	901048018	290,000.00	0.00	290,000.00	290,000.00	0.00	2.00	0.00	290,000.00	0.00	130,000.00	85,000.00	0.00	215,000.00	0.00	130,000.00	86,000.00	0.00	216,000.00	218,000.00	0.00	318,000.00	0.00	0.00
Maintenance and Other Operating Expenses		55,205,000.00	0.00	55,205,000.00	54,225,000.00	0.00	0.00	0.00	54,225,000.00	4,296,867.50	4,966,523.52	7,880,792.58	0.00	15,844,183.60	3,968,888.96	3,888,498.11	4,062,681.41	0.00	11,925,069.07	1,000,000.00	37,361,028.90	647,888.08	4,267,928.15	
Traveling Expenses	902010000	4,204,000.00	0.00	4,204,000.00	4,204,000.00	0.00	0.00	0.00	4,204,000.00	288,220.00	279,430.00	430,541.25	0.00	1,028,241.25	268,220.00	286,800.00	457,781.25	0.00	971,801.25	0.00	3,178,758.75	53,260.00	0.00	
Traveling Expenses - Local	902010100	4,204,000.00	0.00	4,204,000.00	4,204,000.00	0.00	0.00	0.00	4,204,000.00	298,220.00	279,430.00	430,541.25	0.00	1,028,241.25	268,220.00	286,800.00	457,781.25	0.00	971,801.25	0.00	3,178,758.75	53,260.00	0.00	
Traveling and Scholarship Expenses	902012000	3,430,000.00	0.00	3,430,000.00	3,430,000.00	0.00	0.00	0.00	3,430,000.00	258,528.00	108,240.00	318,124.00	0.00	684,288.00	153,478.00	173,480.00	153,290.00	0.00	480,248.00	0.00	2,708,711.00	185,000.00	16,150.00	
Traveling Expenses	902021000	3,430,000.00	0.00	3,430,000.00	3,430,000.00	0.00	0.00	0.00	3,430,000.00	258,528.00	108,240.00	318,124.00	0.00	684,288.00	153,478.00	173,480.00	153,290.00	0.00	480,248.00	0.00	2,708,711.00	185,000.00	16,150.00	
Supplies and Materials Expenses	902030000	10,571,000.00	0.00	10,571,000.00	10,571,000.00	0.00	0.00	0.00	10,571,000.00	828,808.12	144,872.15	1,130,013.80	0.00	2,103,702.07	533,834.20	406,820.04	415,300.71	0.00	1,356,954.95	0.00	8,430,257.85	58,418.00	697,510.00	
Office Supplies Expenses	902030100	5,748,000.00	0.00	5,748,000.00	5,748,000.00	0.00	0.00	0.00	5,748,000.00	568,150.16	(120,872.88)	120,561.78	0.00	568,150.16	280,440.38	158,148.00	78,238.28	0.00	516,828.66	0.00	5,188,949.84	1,688.50	42,640.00	
Office Supplies Expenses	902030200	5,748,000.00	0.00	5,748,000.00	5,748,000.00	0.00	0.00	0.00	5,748,000.00	568,150.16	(120,872.88)	120,561.78	0.00	568,150.16	280,440.38	158,148.00	78,238.28	0.00	516,828.66	0.00	5,188,949.84	1,688.50	42,640.00	
Accountable Forms Expenses	902030300	50,000.00	0.00	50,000.00	50,000.00	0.00	0.00	0.00	50,000.00	0.00	0.00	50,000.00	0.00	50,000.00	0.00	0.00	0.00	0.00	0.00	0.00	0.00	0.00	50,000.00	
Accountable Forms Expenses	902030400	298,000.00	0.00	298,000.00	298,000.00	0.00	0.00	0.00	298,000.00	0.00	0.00	0.00	0.00	0.00	0.00	0.00	0.00	0.00	0.00	0.00	0.00	0.00	298,000.00	
Fuel, Oil and Lubricants Expenses	902030500	2,215,000.00	0.00	2,215,000.00	2,215,000.00	0.00	0.00	0.00	2,215,000.00	251,054.78	235,821.18	378,252.02	0.00	865,127.97	250,389.85	236,182.04	310,438.43	0.00	796,659.32	0.00	1,348,172.08	64,542.88	0.00	
Agriculture and Marine Supplies Expenses	902031000	230,000.00	0.00	230,000.00	230,000.00	0.00	0.00	0.00	230,000.00	0.00	0.00	0.00	0.00	0.00	0.00	0.00	0.00	0.00	0.00	0.00	0.00	0.00	230,000.00	
Textbooks and Instructional Materials Expenses	902031100	50,000.00	0.00	50,000.00	50,000.00	0.00	0.00	0.00	50,000.00	0.00	0.00	0.00	0.00	0.00	0.00	0.00	0.00	0.00	0.00	0.00	0.00	0.00	50,000.00	
Textbooks and Instructional Materials Expenses	902031101	50,000.00	0.00	50,000.00	50,000.00	0.00	0.00	0.00	50,000.00	0.00	0.00	0.00	0.00	0.00	0.00	0.00	0.00	0.00	0.00	0.00	0.00	0.00	50,000.00	
Semi-Expensive Furniture, Fixtures and Books Expenses	902032000	430,000.00	0.00	430,000.00	430,000.00	0.00	0.00	0.00	430,000.00	0.00	0.00	0.00	0.00	0.00	0.00	0.00	0.00	0.00	0.00	0.00	0.00	0.00	430,000.00	
Books	902032010	430,000.00	0.00	430,000.00	430,000.00	0.00	0.00	0.00	430,000.00	0.00	0.00	0.00	0.00	0.00	0.00	0.00	0.00	0.00	0.00	0.00	0.00	0.00	430,000.00	
Other Supplies and Materials Expenses	902038000	1,688,000.00	0.00	1,688,000.00	1,688,000.00	0.00	0.00	0.00	1,688,000.00	15,160.00	30,424.00	604,200.00	0.00	648,614.00	3,000.00	15,160.00	28,364.00	0.00	43,524.00	0.00	918,186.00	1,860.00	804,370.00	
Utility Expenses	902040000	18,839,000.00	0.00	18,839,000.00	18,839,000.00	0.00	0.00	0.00	18,839,000.00	1,205,860.87	1,487,862.73	1,254,379.22	0.00	3,948,102.82	1,201,234.02	1,134,406.80	1,562,310.00	0.00	3,847,950.82	0.00	11,811,047.08	0.00	0.00	
Water Expenses	902041000	713,000.00	0.00	713,000.00	713,000.00	0.00	0.00	0.00	713,000.00	138,060.80	188,274.80	188,274.80	0.00	414,610.40	138,060.80	138,060.80	138,060.80	0.00	414,182.40	0.00	95,838.68	0.00	0.00	
Electricity Expenses	902042000	15,126,000.00	0.00	15,126,000.00	15,126,000.00	0.00	0.00	0.00	15,126,000.00	968,879.27	1,299,637.23	1,066,104.42	0.00	3,334,610.92	942,382.32	966,345.00	1,295,949.20	0.00	3,204,676.52	0.00	11,795,963.88	0.00	0.00	
Communication Expenses	902060000	12,967,000.00	0.00	12,967,000.00	12,967,000.00	0.00	0.00	0.00	12,967,000.00	12,770.50	8,068.02	3,432,665.13	0.00	3,453,503.65	11,877.50	8,858.02	228,027.13	0.00	258,862.65	500,000.00	8,025,178.20	59,064.00	3,138,847.00	
Postage and Courier Services	902061000	78,000.00	0.00	78,000.00	78,000.00	0.00	0.00	0.00	78,000.00	3,208.00	1,070.00	8,133.00	0.00	12,411.00	2,415.00	1,863.00	8,411.00	0.00	23,693.00	0.00	8,411.00	0.00	0.00	
Telephone Expenses	902062000	379,000.00	0.00	379,000.00	379,000.00	0.00	0.00	0.00	379,000.00	8,862.50	4,995.02	291,956.13	0.00	305,813.65	8,862.50	4,995.02	232,894.13	0.00	247,451.86	0.00	72,484.26	58,064.00	0.00	
Mobile	902062010	379,000.00	0.00	379,000.00	379,000.00	0.00	0.00	0.00	379,000.00	8,862.50	4,995.02	291,956.13	0.00	305,813.65	8,862.50	4,995.02	232,894.13	0.00	247,451.86	0.00	72,484.26	58,064.00	0.00	
Internet Subscription Expenses	902062030	13,900,000.00	0.00	13,900,000.00	13,900,000.00	0.00	0.00	0.00	13,900,000.00	0.00	0.00	3,138,667.00	0.00	3,138,667.00	0.00	0.00	0.00	0.00	0.00	500,000.00	8,864,103.00	0.00	3,138,667.00	
Confidential, Intelligence and Extraordinary Expenses	902100000	118,000.00	0.00	118,000.00	118,000.00	0.00	0.00	0.00	118,000.00	48,862.00	13,338.78	14,138.98	0.00	77,138.77	48,862.00	13,338.78	14,138.98	0.00	77,138.77	0.00	40,853.28	0.00	0.00	
Extraordinary and Miscellaneous Expenses	902100000	118,000.00	0.00	118,000.00	118,000.00	0.00	0.00	0.00	118,000.00	48,862.00	13,338.78	14,138.98	0.00	77,138.77	48,862.00	13,338.78	14,138.98	0.00	77,138.77	0.00	40,853.28	0.00	0.00	
Professional Services	902110000	240,000.00	0.00	240,000.00	240,000.00	0.00	0.00	0.00	240,000.00	0.00	0.00	0.00	0.00	0.00	0.00	0.00	0.00	0.00	0.00	0.00	0.00	0.00	240,000.00	
Legal Services	902111000	240,000.00	0.00	240,000.00	240,000.00	0.00	0.00	0.00	240,000.00	0.00	0.00	0.00	0.00	0.00	0.00	0.00	0.00	0.00	0.00	0.00	0.00	0.00	240,000.00	
General Services	902120000	3,294,000.00	0.00	3,294,000.00	3,294,000.00	0.00	0.00	0.00	3,294,000.00	1,598,019.70	1,598,019.70	181,860.80	0.00	3,294,000.00	1,598,019.70	1,598,019.70	181,860.80	0.00	3,294,000.00	0.00	0.00	0.00	0.00	
Security Services	902120000	3,294,000.00	0.00	3,294,000.00	3,294,000.00	0.00	0.00	0.00	3,294,000.00	1,598,019.70	1,598,019.70	181,860.80	0.00	3,294,000.00	1,598,019.70	1,598,019.70	181,860.80	0.00	3,294,000.00	0.00	0.00	0.00	0.00	
Repairs and Maintenance	902130000	3,028,000.00	0.00	3,028,000.00	3,028,000.00	0.00	0.00	0.00	3,028,000.00	2,820.00	1,098,718.17	632,879.80	0.00	4,551,597.97	0.00	2,820.00	715,322.54	0.00	718,142.54	0.00	1,312,884.23	580,198.00	418,688.15	
Repairs and Maintenance - Buildings and Other Structures	902130400	2,278,000.00	0.00	2,278,000.00	2,278,000.00	0.00	0.00	0.00	2,278,000.00	0.00	1,031,198.17	588,290.59	0.00	1,617,488.76	0.00	0.00	685,902.54	0.00	685,902.54	0.00	448,114.23	494,719.00	418,688.15	
School Buildings	902130402	2,248,000.00	0.00	2,248,000.00	2,248,000.00	0.00	0.00	0.00	2,248,000.00	0.00	1,031,198.17	588,290.59	0.00	1,617,488.76	0.00	0.00	685,902.54	0.00	685,902.54	0.00	448,114.23	494,719.00	418,688.15	
Other Structures	902130408	230,000.00	0.00	230,000.00	230,000.00	0.00	0.00	0.00	230,000.00	0.00	0.00	0.00	0.00	0.00	0.00	0.00	0.00	0.00	0.00	0.00	0.00	0.00	230,000.00	
Repairs and Maintenance - Machinery and Equipment	902130500	178,000.00	0.00	178,000.00	178,000.00	0.00	0.00	0.00	178,000.00	2,800.00	10,100.00	8,880.00	0.00	21,900.00	0.00	2,800.00	10,100.00	0.00	13,000.00	0.00	136,100.00	8,880.00	0.00	
Office Equipment	902130502	58,000.00	0.00	58,000.00	58,000.00	0.00	0.00	0.00	58,000.00	0.00	10,100.00	0.00	0.00	10,100.00	0.00	0.00	0.00	0.00	0.00	0.00	47,900.00	0.00	0.00	
Information and Communication Technology Equipment	902130503	42,000.00	0.00	42,000.00	42,000.00	0.00	0.00	0.00	42,000.00	0.00	0.00	4,												


Department : State Universities and Colleges (SUCs)  
 Agency : Western Philippines University  
 Operating Unit : < not applicable >  
 Organization Code (UACS) : 08 048 0000000  
 Fund Cluster : 01 Regular Agency Fund  
 (e.g. UACS Fund Cluster: 01-Regular Agency Fund, 02-Foreign Assisted Projects Fund, 03-Special Account-Locally Funded/Domestic Grants Fund, and 04-Special Account-Foreign Assisted/Foreign Grants Fund)


X	Current Year Appropriations
	Supplemental Appropriations
	Continuing Appropriations

Particulars	UACS CODE	Appropriations			Allocations						Obligations					Disbursements					Balances				
		Authorized Appropriations	Adjustments (Transfer To/From, Modification/ Augmentations)	Adjusted Appropriations	Allocations Received	Adjustments (Reductions, Modification/ Augmentations)	Transfer To	Transfer From	Adjusted Allocations	1st Quarter Ending March 31	2nd Quarter Ending June 30	3rd Quarter Ending Sept. 30	4th Quarter Ending Dec. 31	TOTAL	1st Quarter Ending March 31	2nd Quarter Ending June 30	3rd Quarter Ending Sept. 30	4th Quarter Ending Dec. 31	TOTAL	Unreleased Appropriations	Unobligated Allocations	Unpaid Obligations (15-20)+(23+24)			
																						10=(8-11)+(-8-9)	11	12	13
Membership Dues and Contributions to Organizations	502906000	210,000.00	0.00	210,000.00	210,000.00	0.00	0.00	0.00	210,000.00	32,000.00	30,000.00	60,000.00	0.00	122,000.00	32,000.00	30,000.00	60,000.00	0.00	122,000.00	0.00	88,000.00	0.00	0.00	0.00	0.00
Other Maintenance and Operating Expenses	502909000	500,000.00	0.00	500,000.00	0.00	0.00	0.00	0.00	0.00	0.00	0.00	0.00	0.00	0.00	0.00	0.00	0.00	0.00	0.00	0.00	500,000.00	0.00	0.00	0.00	0.00
Other Maintenance and Operating Expenses	502909000	500,000.00	0.00	500,000.00	0.00	0.00	0.00	0.00	0.00	0.00	0.00	0.00	0.00	0.00	0.00	0.00	0.00	0.00	0.00	0.00	500,000.00	0.00	0.00	0.00	0.00
Capital Outlay		80,448,000.00	0.00	80,448,000.00	80,448,000.00	0.00	0.00	0.00	80,448,000.00	0.00	70,314,853.42	308,157.74	0.00	70,713,011.16	0.00	10,547,228.01	14,300,248.24	0.00	24,847,474.25	0.00	9,732,868.54	0.00	45,865,536.97	0.00	45,865,536.97
Faculty, Staff and Equipment Outlay	509040000	80,448,000.00	0.00	80,448,000.00	80,448,000.00	0.00	0.00	0.00	80,448,000.00	0.00	70,314,853.42	308,157.74	0.00	70,713,011.16	0.00	10,547,228.01	14,300,248.24	0.00	24,847,474.25	0.00	9,732,868.54	0.00	45,865,536.97	0.00	45,865,536.97
Buildings and Other Structures	509040000	80,448,000.00	0.00	80,448,000.00	80,448,000.00	0.00	0.00	0.00	80,448,000.00	0.00	70,314,853.42	308,157.74	0.00	70,713,011.16	0.00	10,547,228.01	14,300,248.24	0.00	24,847,474.25	0.00	9,732,868.54	0.00	45,865,536.97	0.00	45,865,536.97
School Buildings	509040000	80,448,000.00	0.00	80,448,000.00	80,448,000.00	0.00	0.00	0.00	80,448,000.00	0.00	70,314,853.42	308,157.74	0.00	70,713,011.16	0.00	10,547,228.01	14,300,248.24	0.00	24,847,474.25	0.00	9,732,868.54	0.00	45,865,536.97	0.00	45,865,536.97
B. AUTOMATIC APPROPRIATIONS		19,224,000.00	0.00	19,224,000.00	19,224,000.00	0.00	0.00	0.00	19,224,000.00	4,608,793.84	4,524,800.86	4,401,327.21	0.00	13,535,822.01	4,608,793.84	4,524,800.86	4,401,327.21	0.00	13,535,822.01	0.00	1,688,217.96	0.00	0.00	0.00	0.00
Retirement and Life Insurance Premiums		19,224,000.00	0.00	19,224,000.00	19,224,000.00	0.00	0.00	0.00	19,224,000.00	4,608,793.84	4,524,800.86	4,401,327.21	0.00	13,535,822.01	4,608,793.84	4,524,800.86	4,401,327.21	0.00	13,535,822.01	0.00	1,688,217.96	0.00	0.00	0.00	0.00
<b>GRAND TOTAL</b>		<b>391,398,000.00</b>	<b>0.00</b>	<b>391,398,000.00</b>	<b>391,398,000.00</b>	<b>0.00</b>	<b>0.00</b>	<b>0.00</b>	<b>391,398,000.00</b>	<b>81,054,450.26</b>	<b>136,587,532.36</b>	<b>54,878,904.12</b>	<b>0.00</b>	<b>241,467,966.57</b>	<b>50,491,844.94</b>	<b>74,825,744.21</b>	<b>64,770,474.23</b>	<b>0.00</b>	<b>190,087,889.28</b>	<b>27,139,000.00</b>	<b>122,751,023.43</b>	<b>1,248,836.25</b>	<b>50,133,442.04</b>	<b>0.00</b>	<b>0.00</b>

Certified Correct:  
  
 GENE MICHELLE S. PADUGA  
 BUDGET OFFICER  
 Date: 2021-10-26 14:13:36

Certified Correct:  
  
 GRACE P. ANUNCIADO  
 OIC - ACCOUNTING OFFICE  
 Date: 2021-10-26 14:13:38

Recommending Approval:  
  
 NOELL L. GAURAN  
 VP FOR ADMIN AND FINANCE  
 Date: 2021-10-26 14:29:35


Approved By:  
  
 JULIE H. TIMOTEA P. EVINA  
 HEAD OF AGENCY  
 Date: 2021-10-26 14:40:42


**SUMMARY OF APPROPRIATIONS, ALLOTMENTS, OBLIGATIONS, DISBURSEMENTS AND BALANCES BY OBJECT OF EXPENDITURES**  
As at the Quarter Ending September 30, 2021

Department: State Universities and Colleges (SUCs)  
 Agency/Entity: Western Philippines University  
 Operating Unit: < not applicable >  
 Organization Code (UACS): 08 048 000000  
 Fund Cluster: 01 Regular Agency Fund  
 (e.g. UACS Fund Cluster: 01-Regular Agency Fund, 02-Foreign Assisted Projects Fund, 03-Special Account-Locally Funded Domestic Grants Fund, and 04-Special Account-Foreign Assisted Foreign Grants Fund)


	Current Year Appropriations
	Supplemental Appropriations
X	Continuing Appropriations

Particulars	UACS CODE	Appropriations					Allotments				Obligations				Disbursements				Balances				
		Authorized Appropriations	Adjustments (Transfer To/From, Modifications, Augmentations)	Adjusted Appropriations	Allotments Received	Adjustments (Reductions, Modifications, Augmentations)	Transfer To	Transfer From	Adjusted Allotments	1st Quarter Ending March 31	2nd Quarter Ending June 30	3rd Quarter Ending Sept. 30	4th Quarter Ending Dec. 31	TOTAL	1st Quarter Ending March 31	2nd Quarter Ending June 30	3rd Quarter Ending Sept. 30	4th Quarter Ending Dec. 31	TOTAL	Unreleased Appropriations	Unobligated Allotments	Unpaid Obligations (15-20)-(23-24)	
		3	4	5=(3+4)	6	7	8	9	10=(8)-(7)-8=(9)	11	12	13	14	15=(11+12+13+14)	16	17	18	19	20=(16+17+18+19)	21=(5-10)	22=(10-15)	23	24
LIBRARY		0.00	438,641.55	438,641.55	438,641.55	(33,239.00)	0.00	0.00	378,402.55	0.00	378,402.55	0.00	0.00	378,402.55	0.00	1,836.79	0.00	0.00	1,836.79	33,239.00	0.00	0.00	374,965.71
CONTINUING APPROPRIATIONS		0.00	438,641.55	438,641.55	438,641.55	(33,239.00)	0.00	0.00	378,402.55	0.00	378,402.55	0.00	0.00	378,402.55	0.00	1,836.79	0.00	0.00	1,836.79	33,239.00	0.00	0.00	374,965.71
Agency Specific Budget		0.00	438,641.55	438,641.55	438,641.55	(33,239.00)	0.00	0.00	378,402.55	0.00	378,402.55	0.00	0.00	378,402.55	0.00	1,836.79	0.00	0.00	1,836.79	33,239.00	0.00	0.00	374,965.71
Maintenance and Other Operating Expenses		0.00	18,040.79	18,040.79	18,040.79	(14,254.00)	0.00	0.00	1,836.79	0.00	1,836.79	0.00	0.00	1,836.79	0.00	1,836.79	0.00	0.00	1,836.79	14,254.00	0.00	0.00	0.00
Travelling Expenses - Foreign	5020130000	0.00	0.00	0.00	0.00	(0.00)	0.00	0.00	0.00	0.00	0.00	0.00	0.00	0.00	0.00	0.00	0.00	0.00	0.00	0.00	0.00	0.00	0.00
Travelling Expenses - Local	5020130000	0.00	0.00	0.00	0.00	(0.00)	0.00	0.00	0.00	0.00	0.00	0.00	0.00	0.00	0.00	0.00	0.00	0.00	0.00	0.00	0.00	0.00	0.00
Communication Expenses	5020503000	0.00	12,665.19	12,665.19	12,665.19	(10,828.43)	0.00	0.00	1,836.79	0.00	1,836.79	0.00	0.00	1,836.79	0.00	1,836.79	0.00	0.00	1,836.79	10,828.43	0.00	0.00	0.00
Postage and Courier Services	5020501000	0.00	12,665.19	12,665.19	12,665.19	(10,828.43)	0.00	0.00	1,836.79	0.00	1,836.79	0.00	0.00	1,836.79	0.00	1,836.79	0.00	0.00	1,836.79	10,828.43	0.00	0.00	0.00
Taxes, Insurance Premiums and Other Fees	5021000000	0.00	3,375.00	3,375.00	3,375.00	(3,375.00)	0.00	0.00	0.00	0.00	0.00	0.00	0.00	0.00	0.00	0.00	0.00	0.00	0.00	0.00	0.00	0.00	0.00
Insurance Expenses	5021503000	0.00	3,375.00	3,375.00	3,375.00	(3,375.00)	0.00	0.00	0.00	0.00	0.00	0.00	0.00	0.00	0.00	0.00	0.00	0.00	0.00	0.00	0.00	0.00	0.00
General		0.00	393,800.76	393,800.76	393,800.76	(19,235.00)	0.00	0.00	374,965.76	0.00	374,965.76	0.00	0.00	374,965.76	0.00	374,965.79	0.00	0.00	374,965.79	19,235.00	0.00	0.00	374,965.71
Property, Plant and Equipment Outlay	5060400000	0.00	393,800.76	393,800.76	393,800.76	(19,235.00)	0.00	0.00	374,965.76	0.00	374,965.76	0.00	0.00	374,965.76	0.00	374,965.79	0.00	0.00	374,965.79	19,235.00	0.00	0.00	374,965.71
Buildings and Other Structures	5060404000	0.00	0.24	0.24	0.24	(0.24)	0.00	0.00	0.00	0.00	0.00	0.00	0.00	0.00	0.00	0.00	0.00	0.00	0.00	0.00	0.00	0.00	0.00
School Buildings	5060404002	0.00	0.24	0.24	0.24	(0.24)	0.00	0.00	0.00	0.00	0.00	0.00	0.00	0.00	0.00	0.00	0.00	0.00	0.00	0.00	0.00	0.00	0.00
Machinery and Equipment Outlay	5060400000	0.00	393,800.52	393,800.52	393,800.52	(19,234.76)	0.00	0.00	374,965.76	0.00	374,965.76	0.00	0.00	374,965.76	0.00	374,965.79	0.00	0.00	374,965.79	19,234.76	0.00	0.00	374,965.71
Other Machinery and Equipment	5060400099	0.00	393,800.52	393,800.52	393,800.52	(19,234.76)	0.00	0.00	374,965.76	0.00	374,965.76	0.00	0.00	374,965.76	0.00	374,965.79	0.00	0.00	374,965.79	19,234.76	0.00	0.00	374,965.71
<b>RAND TOTAL</b>		<b>0.00</b>	<b>438,641.55</b>	<b>438,641.55</b>	<b>438,641.55</b>	<b>(33,239.00)</b>	<b>0.00</b>	<b>0.00</b>	<b>378,402.55</b>	<b>0.00</b>	<b>378,402.55</b>	<b>0.00</b>	<b>0.00</b>	<b>378,402.55</b>	<b>0.00</b>	<b>1,836.79</b>	<b>0.00</b>	<b>0.00</b>	<b>1,836.79</b>	<b>33,239.00</b>	<b>0.00</b>	<b>0.00</b>	<b>374,965.71</b>

Certified Correct:  
  
 GENE M. VALLE S. PADUGA  
 BUDGET OFFICER  
 Date: 2021-10-28 14:13:35

Certified Correct:  
  
 GRACE P. ANUNCIADO  
 OIC - ACCOUNTING OFFICE  
 Date: 2021-10-28 14:13:35

Recommending Approval:  
  
 NOEL L. GAURAN  
 VP FOR ADMIN AND FINANCE  
 Date: 2021-10-28 14:29:35

Approved By:  
  
 JULIE HOPE MOTEN, EVINA  
 HEAD OF AGENCY  
 Date: 2021-10-28 14:40:42