





Department : State Universities and Colleges (SUCs)  
 Agency/Entity : Western Philippines University  
 Operating Unit : < not applicable >  
 Organization Code (UACS) : 08 048 000000  
 Fund Cluster : 01 - Regular Agency Fund

X Current Year Appropriations  
 Supplemental Appropriations  
 Continuing Appropriations

(e.g. UACS Fund Cluster: 01-Regular Agency Fund, 02-Foreign Assisted Projects Fund, 03-Special Account-Locally Funded/Domestic Grants Fund, and 04-Special Account-Foreign Assisted/Foreign Grants Fund)

Particulars	UACS CODE	Appropriations						Allotments		Obligations				Disbursements				Balances						
		Authorized Appropriations	Adjustments (Transfer To/From, Modifications/ Augmentations)	Adjusted Appropriations	Allocments Received	Adjustments (Reductions, Modifications/ Augmentations)	Transfer To	Transfer From	Adjusted Allotments	1st Quarter Ending March 31	2nd Quarter Ending June 30	3rd Quarter Ending September 30	4th Quarter Ending December 31	Total	1st Quarter Ending March 31	2nd Quarter Ending June 30	3rd Quarter Ending September 30	4th Quarter Ending December 31	Total	Unreleased Appropriations	Unobligated Allotments	Unpaid Obligations (15-20)+(23+24)		
1	2	3	4	5=(3+4)	6	7	8	9	10=(8+(-17)+8+9)	11	12	13	14	15=(11+12+13+14)	16	17	18	19	20=(16+17+18+19)	21=(5-10)	22=(10-15)	23	24	
Other Maintenance and Operating Expenses	502999000	3,000,000.00	0.00	3,000,000.00	0.00	0.00	0.00	0.00	0.00	0.00	0.00	0.00	0.00	0.00	0.00	0.00	0.00	0.00	0.00	0.00	3,000,000.00	0.00	0.00	0.00
Other Maintenance and Operating Expense	502999099	3,000,000.00	0.00	3,000,000.00	0.00	0.00	0.00	0.00	0.00	0.00	0.00	0.00	0.00	0.00	0.00	0.00	0.00	0.00	0.00	0.00	3,000,000.00	0.00	0.00	0.00
Capital Outlays		25,000,000.00	0.00	25,000,000.00	25,000,000.00	0.00	0.00	0.00	25,000,000.00	0.00	0.00	0.00	0.00	0.00	0.00	0.00	0.00	0.00	0.00	0.00	0.00	25,000,000.00	0.00	0.00
Property, Plant and Equipment Outlay	506040000	25,000,000.00	0.00	25,000,000.00	25,000,000.00	0.00	0.00	0.00	25,000,000.00	0.00	0.00	0.00	0.00	0.00	0.00	0.00	0.00	0.00	0.00	0.00	0.00	25,000,000.00	0.00	0.00
Buildings and Other Structures	506040000	25,000,000.00	0.00	25,000,000.00	25,000,000.00	0.00	0.00	0.00	25,000,000.00	0.00	0.00	0.00	0.00	0.00	0.00	0.00	0.00	0.00	0.00	0.00	0.00	25,000,000.00	0.00	0.00
Buildings	506040001	25,000,000.00	0.00	25,000,000.00	25,000,000.00	0.00	0.00	0.00	25,000,000.00	0.00	0.00	0.00	0.00	0.00	0.00	0.00	0.00	0.00	0.00	0.00	0.00	25,000,000.00	0.00	0.00
B. AUTOMATIC APPROPRIATIONS		18,838,000.00	0.00	18,838,000.00	18,838,000.00	0.00	0.00	0.00	18,838,000.00	4,844,603.56	4,916,317.96	0.00	0.00	9,760,921.52	3,193,590.76	6,567,330.76	0.00	0.00	9,760,921.52	0.00	0.00	9,760,921.52	0.00	0.00
Retirement and Life Insurance Premiums		18,838,000.00	0.00	18,838,000.00	18,838,000.00	0.00	0.00	0.00	18,838,000.00	4,844,603.56	4,916,317.96	0.00	0.00	9,760,921.52	3,193,590.76	6,567,330.76	0.00	0.00	9,760,921.52	0.00	0.00	9,760,921.52	0.00	0.00
C. SPECIAL PURPOSE FUNDS		0.00	3,654,667.00	3,654,667.00	0.00	3,654,667.00	0.00	0.00	3,654,667.00	0.00	3,654,667.00	0.00	0.00	3,654,667.00	0.00	3,654,667.00	0.00	0.00	3,654,667.00	0.00	0.00	3,654,667.00	0.00	0.00
Miscellaneous Personnel Benefits Fund		0.00	3,408,644.00	3,408,644.00	0.00	3,408,644.00	0.00	0.00	3,408,644.00	0.00	3,408,644.00	0.00	0.00	3,408,644.00	0.00	3,408,644.00	0.00	0.00	3,408,644.00	0.00	0.00	3,408,644.00	0.00	0.00
Other Compensation	501020000	0.00	3,408,644.00	3,408,644.00	0.00	3,408,644.00	0.00	0.00	3,408,644.00	0.00	3,408,644.00	0.00	0.00	3,408,644.00	0.00	3,408,644.00	0.00	0.00	3,408,644.00	0.00	0.00	3,408,644.00	0.00	0.00
Other Bonuses and Allowances		0.00	3,408,644.00	3,408,644.00	0.00	3,408,644.00	0.00	0.00	3,408,644.00	0.00	3,408,644.00	0.00	0.00	3,408,644.00	0.00	3,408,644.00	0.00	0.00	3,408,644.00	0.00	0.00	3,408,644.00	0.00	0.00
Performance Based Bonus - Civilian	5010290014	0.00	3,408,644.00	3,408,644.00	0.00	3,408,644.00	0.00	0.00	3,408,644.00	0.00	3,408,644.00	0.00	0.00	3,408,644.00	0.00	3,408,644.00	0.00	0.00	3,408,644.00	0.00	0.00	3,408,644.00	0.00	0.00
Pension and Gratuity Fund		0.00	246,023.00	246,023.00	0.00	246,023.00	0.00	0.00	246,023.00	0.00	246,023.00	0.00	0.00	246,023.00	0.00	246,023.00	0.00	0.00	246,023.00	0.00	0.00	246,023.00	0.00	0.00
Other Personnel Benefits	501040000	0.00	246,023.00	246,023.00	0.00	246,023.00	0.00	0.00	246,023.00	0.00	246,023.00	0.00	0.00	246,023.00	0.00	246,023.00	0.00	0.00	246,023.00	0.00	0.00	246,023.00	0.00	0.00
Terminal Leave Benefits		0.00	246,023.00	246,023.00	0.00	246,023.00	0.00	0.00	246,023.00	0.00	246,023.00	0.00	0.00	246,023.00	0.00	246,023.00	0.00	0.00	246,023.00	0.00	0.00	246,023.00	0.00	0.00
Terminal Leave Benefits - Civilian	5010403001	0.00	246,023.00	246,023.00	0.00	246,023.00	0.00	0.00	246,023.00	0.00	246,023.00	0.00	0.00	246,023.00	0.00	246,023.00	0.00	0.00	246,023.00	0.00	0.00	246,023.00	0.00	0.00
GRAND TOTAL		580,806,000.00	3,654,667.00	513,460,667.00	375,164,430.00	3,654,667.00	0.00	0.00	378,819,097.00	53,368,358.13	145,456,035.96	0.00	0.00	198,818,394.09	43,258,117.81	150,462,384.05	0.00	0.00	193,720,511.86	134,641,570.00	180,000,702.81	2,851,684.09	2,446,198.14	

Certified Correct:  
 GENE M. LEE S. PADUGA  
 BUDGET OFFICER  
 Date: July 18, 2023 02:58 PM

Certified Correct:  
 AMYR L. V. MIRANDA  
 ACCOUNTANT III  
 Date: July 18, 2023 02:58 PM

Received and Approved By:  
 ISABEL G. SANSAGAT  
 VP FOR ADMIN & FINANCE  
 Date: July 18, 2023 03:02 PM

Approved:  
 ATILIO C. ALISUAG  
 OIC - PRESIDENT  
 Date: July 18, 2023 03:04 PM

**SUMMARY OF APPROPRIATIONS, ALLOTMENTS, OBLIGATIONS, DISBURSEMENTS AND BALANCES BY OBJECT OF EXPENDITURES**  
As at the Quarter Ending June 30, 2023

Department : State Universities and Colleges (SUCs)  
Agency/Entity : Western Philippines University  
Operating Unit : < not applicable >  
Organization Code (UACB) : 08 046 0000000  
Fund Cluster : 01 - Regular Agency Fund

	Current Year Appropriations
	Supplemental Appropriations
X	Continuing Appropriations

(e.g. UACS Fund Cluster: 01-Regular Agency Fund, 02-Foreign Assisted Projects Fund, 03-Special Account-Locally Funded/Domestic Grants Fund, and 04-Special Account-Foreign Assisted/Foreign Grants Fund)

Particulars	UACS CODE	Appropriations					Allotments					Obligations				Total	Disbursements				Balances					
		Authorized Appropriations	Adjustments (Transfer To/From, Modification/ Augmentations)	Adjusted Appropriations	Allotments Received	Adjustments (Reductions, Modification/ Augmentations)	Transfer To	Transfer From	Adjusted Allotments	1st Quarter Ending March 31	2nd Quarter Ending June 30	3rd Quarter Ending September 30	4th Quarter Ending December 31	1st Quarter Ending March 31	2nd Quarter Ending June 30		3rd Quarter Ending September 30	4th Quarter Ending December 31	Total	Unreleased Appropriations	Unobligated Allotments	Unpaid Obligations (15-29)-(23+24)				
																						5=(3+4)	7	8	9	10=(6+7+8+9)
UNBARY		44,020,411.71	5,000.00	44,025,411.71	21,958,171.71	5,000.00	0.00	0.00	21,963,171.71	3,847,625.70	3,823,017.33	0.00	0.00	7,470,643.03	2,944,342.14	2,968,773.42	0.00	0.00	5,613,115.56	22,062,240.00	14,492,528.68	1,151,756.50	705,770.93			
CONTINUING APPROPRIATIONS		44,020,411.71	5,000.00	44,025,411.71	21,958,171.71	5,000.00	0.00	0.00	21,963,171.71	3,847,625.70	3,823,017.33	0.00	0.00	7,470,643.03	2,944,342.14	2,968,773.42	0.00	0.00	5,613,115.56	22,062,240.00	14,492,528.68	1,151,756.50	705,770.93			
I. Agency Specific Budget		44,020,411.71	5,000.00	44,025,411.71	21,958,171.71	5,000.00	0.00	0.00	21,963,171.71	3,847,625.70	3,823,017.33	0.00	0.00	7,470,643.03	2,944,342.14	2,968,773.42	0.00	0.00	5,613,115.56	22,062,240.00	14,492,528.68	1,151,756.50	705,770.93			
Maintenance and Other Operating Expenses		32,177,320.31	5,000.00	32,182,320.31	21,615,080.31	5,000.00	0.00	0.00	21,620,080.31	3,741,921.98	3,554,542.67	0.00	0.00	7,296,464.65	2,838,638.42	2,820,298.76	0.00	0.00	5,438,937.18	10,562,240.00	14,323,615.66	1,151,756.50	705,770.93			
Traveling Expenses	502010000	1,552,586.17	0.00	1,552,586.17	1,552,586.17	0.00	0.00	0.00	1,552,586.17	542,354.71	488,481.60	0.00	0.00	1,030,836.31	502,741.71	497,594.60	0.00	0.00	1,000,136.31	0.00	521,743.86	30,500.00	0.00			
Traveling Expenses - Local	502010100	1,552,586.17	0.00	1,552,586.17	1,552,586.17	0.00	0.00	0.00	1,552,586.17	542,354.71	488,481.60	0.00	0.00	1,030,836.31	502,741.71	497,594.60	0.00	0.00	1,000,136.31	0.00	521,743.86	30,500.00	0.00			
Training and Scholarship Expenses	502020000	4,322,299.78	0.00	4,322,299.78	4,322,299.78	0.00	0.00	0.00	4,322,299.78	838,875.23	1,704,023.45	0.00	0.00	2,542,698.68	670,201.64	1,395,015.51	0.00	0.00	2,065,217.15	0.00	1,779,601.10	446,401.53	31,080.00			
Training Expenses	502020100	4,091,477.55	0.00	4,091,477.55	4,091,477.55	0.00	0.00	0.00	4,091,477.55	607,853.00	1,704,023.45	0.00	0.00	2,311,676.45	463,838.00	1,370,556.92	0.00	0.00	1,834,394.92	0.00	1,779,601.10	446,401.53	31,080.00			
Scholarship Grants/Expenses	502020500	230,822.23	0.00	230,822.23	230,822.23	0.00	0.00	0.00	230,822.23	0.00	0.00	0.00	0.00	230,822.23	206,363.64	24,458.59	0.00	0.00	230,822.23	0.00	0.00	0.00	0.00			
Supplies and Materials Expenses	502030000	2,362,339.60	0.00	2,362,339.60	2,362,339.60	0.00	0.00	0.00	2,362,339.60	320,194.60	102,670.00	0.00	0.00	422,864.60	258,096.60	15,620.00	0.00	0.00	273,706.60	0.00	1,959,475.00	0.00	149,158.00			
Office Supplies Expenses	502030100	450,900.86	3,185.00	454,085.86	450,900.86	3,185.00	0.00	0.00	454,085.86	26,988.00	0.00	0.00	0.00	26,988.00	0.00	8,050.00	0.00	0.00	8,050.00	0.00	427,097.86	0.00	18,938.00			
Accountable Forms Expenses	502030200	47,270.00	0.00	47,270.00	47,270.00	0.00	0.00	0.00	47,270.00	47,200.00	0.00	0.00	0.00	47,200.00	47,200.00	0.00	0.00	0.00	47,200.00	0.00	70.00	0.00	0.00			
Fuel, Oil and Lubricants Expenses	502030900	210,886.60	0.00	210,886.60	210,886.60	0.00	0.00	0.00	210,886.60	210,886.60	0.00	0.00	0.00	210,886.60	210,886.60	0.00	0.00	0.00	210,886.60	0.00	0.00	0.00	0.00			
Agricultural and Marine Supplies Expenses	502031000	137,965.00	(3,185.00)	134,780.00	137,965.00	(3,185.00)	0.00	0.00	134,780.00	0.00	0.00	0.00	0.00	0.00	0.00	0.00	0.00	0.00	0.00	0.00	0.00	0.00	0.00			
Semi-Expendable Furniture, Fixtures and Books	502032000	0.00	47,740.00	47,740.00	0.00	47,740.00	0.00	0.00	47,740.00	0.00	47,740.00	0.00	0.00	47,740.00	0.00	0.00	0.00	0.00	0.00	0.00	0.00	0.00	0.00	47,740.00		
Furniture and Fixtures	502032001	0.00	47,740.00	47,740.00	0.00	47,740.00	0.00	0.00	47,740.00	0.00	47,740.00	0.00	0.00	47,740.00	0.00	0.00	0.00	0.00	0.00	0.00	0.00	0.00	0.00	47,740.00		
Other Supplies and Materials Expenses	502039000	1,535,317.14	(47,740.00)	1,487,577.14	1,535,317.14	(47,740.00)	0.00	0.00	1,487,577.14	35,120.00	54,930.00	0.00	0.00	90,050.00	0.00	7,570.00	0.00	0.00	7,570.00	0.00	1,397,527.14	0.00	82,490.00			
Utility Expenses	502040000	1,638,946.32	5,000.00	1,643,946.32	1,638,946.32	5,000.00	0.00	0.00	1,643,946.32	1,346,769.82	298,178.97	0.00	0.00	1,642,948.59	1,346,769.82	298,178.97	0.00	0.00	1,642,948.59	0.00	997.73	0.00	0.00			
Water Expenses	502040100	502,678.20	0.00	502,678.20	502,678.20	0.00	0.00	0.00	502,678.20	210,501.50	292,176.70	0.00	0.00	502,678.20	210,501.50	292,176.70	0.00	0.00	502,678.20	0.00	0.00	0.00	0.00			
Electricity Expenses	502040200	1,136,268.12	5,000.00	1,141,268.12	1,136,268.12	5,000.00	0.00	0.00	1,141,268.12	1,136,268.12	4,002.27	0.00	0.00	1,140,270.39	1,136,268.12	4,002.27	0.00	0.00	1,140,270.39	0.00	997.73	0.00	0.00			
Communication Expenses	502050000	8,082,479.86	0.00	8,082,479.86	8,082,479.86	0.00	0.00	0.00	8,082,479.86	122,560.06	44,245.81	0.00	0.00	166,835.87	4,087.94	6,647.32	0.00	0.00	10,735.26	0.00	7,915,640.99	156,123.61	0.00			
Postage and Courier Services	502050100	54,053.82	0.00	54,053.82	54,053.82	0.00	0.00	0.00	54,053.82	3,595.00	2,829.00	0.00	0.00	8,224.00	2,570.00	3,654.00	0.00	0.00	6,224.00	0.00	47,829.82	0.00	0.00			
Telephone Expenses	502050200	145,926.04	0.00	145,926.04	145,926.04	0.00	0.00	0.00	145,926.04	1,497.94	2,983.32	0.00	0.00	4,491.26	1,497.94	2,983.32	0.00	0.00	4,491.26	0.00	141,434.78	0.00	0.00			
Mobile	502050201	145,926.04	0.00	145,926.04	145,926.04	0.00	0.00	0.00	145,926.04	1,497.94	2,983.32	0.00	0.00	4,491.26	1,497.94	2,983.32	0.00	0.00	4,491.26	0.00	141,434.78	0.00	0.00			
Internet Subscription Expenses	502050300	7,882,500.00	0.00	7,882,500.00	7,882,500.00	0.00	0.00	0.00	7,882,500.00	117,500.12	38,823.49	0.00	0.00	156,123.61	0.00	0.00	0.00	0.00	0.00	0.00	7,726,376.39	156,123.61	0.00			
Survey, Research, Exploration and Development	502070000	1,000,000.00	0.00	1,000,000.00	1,000,000.00	0.00	0.00	0.00	1,000,000.00	73,024.76	172,471.69	0.00	0.00	245,496.45	36,170.91	185,824.18	0.00	0.00	222,505.00	0.00	754,503.55	10,231.36	12,670.00			

Department : State Universities and Colleges (SUCs)  
 Agency/Entity : Western Philippines University  
 Operating Unit : < not applicable >  
 Organization Code (UACS) : 08 048 000000  
 Fund Cluster : 01 - Regular Agency Fund

	Current Year Appropriations
	Supplemental Appropriations
X	Continuing Appropriations

(e.g. UACS Fund Cluster: 01-Regular Agency Fund, 02-Foreign Assisted Projecta Fund, 03-Special Account-Locally Funded/Domestic Grants Fund, and 04-Special Account-Foreign Assisted/Foreign Grants Fund)

Particulars	UACS CODE	Appropriations						Allotments				Obligations				Disbursements				Balances			
		Authorized Appropriations	Adjustments (Transfer To/From, Modifications/Augmentations)	Adjusted Appropriations	Allotments Received	Adjustments (Reductions, Modifications/Augmentations)	Transfer To	Transfer From	Adjusted Allotments	1st Quarter Ending March 31	2nd Quarter Ending June 30	3rd Quarter Ending September 30	4th Quarter Ending December 31	Total	1st Quarter Ending March 31	2nd Quarter Ending June 30	3rd Quarter Ending September 30	4th Quarter Ending December 31	Total	Unreleased Appropriations	Unobligated Allotments	Unpaid Obligations (18-20)-(23-24)	
																						Due and Demandable	Not Yet Due and Demandable
1	2	3	4	5=(3-4)	6	7	8	9	10=(6+(7-9))	11	12	13	14	15=(11+12+13+14)	16	17	18	19	20=(16+17+18+19)	21=(5-19)	22=(10-15)	23	24
Research, Exploration and Development	502070000	1,000,000.00	0.00	1,000,000.00	1,000,000.00	0.00	0.00	0.00	1,000,000.00	73,024.76	172,471.99	0.00	0.00	245,496.45	36,770.91	185,824.18	0.00	0.00	222,565.99	0.00	754,503.55	10,231.36	12,670.00
Research, Exploration and Development	502070002	1,000,000.00	0.00	1,000,000.00	1,000,000.00	0.00	0.00	0.00	1,000,000.00	73,024.76	172,471.99	0.00	0.00	245,496.45	36,770.91	185,824.18	0.00	0.00	222,565.99	0.00	754,503.55	10,231.36	12,670.00
Professional Services	502110000	240,000.00	0.00	240,000.00	240,000.00	0.00	0.00	0.00	240,000.00	0.00	151,818.18	0.00	0.00	151,818.18	0.00	151,818.18	0.00	0.00	151,818.18	0.00	88,181.82	0.00	0.00
Legal Services	502110100	240,000.00	0.00	240,000.00	240,000.00	0.00	0.00	0.00	240,000.00	0.00	151,818.18	0.00	0.00	151,818.18	0.00	151,818.18	0.00	0.00	151,818.18	0.00	88,181.82	0.00	0.00
Repairs and Maintenance	502130000	1,401,725.97	0.00	1,401,725.97	1,401,725.97	0.00	0.00	0.00	1,401,725.97	294,260.00	88,652.97	0.00	0.00	382,912.97	0.00	45,600.00	0.00	0.00	428,512.97	0.00	1,948,513.00	8,500.00	298,812.97
Repairs and Maintenance - Buildings and Other	502130400	655,483.97	0.00	655,483.97	655,483.97	0.00	0.00	0.00	655,483.97	264,260.00	59,152.97	0.00	0.00	323,412.97	0.00	45,600.00	0.00	0.00	369,012.97	0.00	1,332,071.00	5,500.00	269,212.97
School Buildings	502130402	480,483.97	0.00	480,483.97	480,483.97	0.00	0.00	0.00	480,483.97	89,260.00	59,152.97	0.00	0.00	148,412.97	0.00	45,600.00	0.00	0.00	194,012.97	0.00	332,071.00	8,500.00	74,212.97
Other Structures	502130499	195,000.00	0.00	195,000.00	195,000.00	0.00	0.00	0.00	195,000.00	195,000.00	0.00	0.00	0.00	195,000.00	0.00	0.00	0.00	0.00	195,000.00	0.00	332,071.00	8,500.00	74,212.97
Repairs and Maintenance - Machinery and Office Equipment	502130500	164,650.00	0.00	164,650.00	164,650.00	0.00	0.00	0.00	164,650.00	0.00	0.00	0.00	0.00	0.00	0.00	0.00	0.00	0.00	0.00	0.00	0.00	0.00	0.00
Office Equipment	502130502	56,650.00	0.00	56,650.00	56,650.00	0.00	0.00	0.00	56,650.00	0.00	0.00	0.00	0.00	0.00	0.00	0.00	0.00	0.00	0.00	0.00	0.00	0.00	0.00
Information and Communication Technology	502130503	30,000.00	0.00	30,000.00	30,000.00	0.00	0.00	0.00	30,000.00	0.00	0.00	0.00	0.00	0.00	0.00	0.00	0.00	0.00	0.00	0.00	0.00	0.00	0.00
Other Machinery and Equipment	502130599	78,000.00	0.00	78,000.00	78,000.00	0.00	0.00	0.00	78,000.00	0.00	0.00	0.00	0.00	0.00	0.00	0.00	0.00	0.00	0.00	0.00	0.00	0.00	0.00
Repairs and Maintenance - Transportation	502130600	562,000.00	0.00	562,000.00	562,000.00	0.00	0.00	0.00	562,000.00	0.00	29,500.00	0.00	0.00	29,500.00	0.00	0.00	0.00	0.00	29,500.00	0.00	78,000.00	0.00	0.00
Motor Vehicles	502130601	562,000.00	0.00	562,000.00	562,000.00	0.00	0.00	0.00	562,000.00	0.00	29,500.00	0.00	0.00	29,500.00	0.00	0.00	0.00	0.00	29,500.00	0.00	78,000.00	0.00	0.00
Repairs and Maintenance - Furniture and Books	502130700	10,000.00	0.00	10,000.00	10,000.00	0.00	0.00	0.00	10,000.00	0.00	0.00	0.00	0.00	0.00	0.00	0.00	0.00	0.00	0.00	0.00	0.00	0.00	0.00
Repairs and Maintenance - Semi-Expendable	502132200	9,592.00	0.00	9,592.00	9,592.00	0.00	0.00	0.00	9,592.00	0.00	0.00	0.00	0.00	0.00	0.00	0.00	0.00	0.00	0.00	0.00	0.00	0.00	0.00
Books	502132202	9,592.00	0.00	9,592.00	9,592.00	0.00	0.00	0.00	9,592.00	0.00	0.00	0.00	0.00	0.00	0.00	0.00	0.00	0.00	0.00	0.00	0.00	0.00	0.00
Financial Assistance/Subsidy	502140000	3,762,240.00	0.00	3,762,240.00	500,000.00	0.00	0.00	0.00	500,000.00	0.00	500,000.00	0.00	0.00	600,000.00	0.00	0.00	0.00	0.00	600,000.00	0.00	3,262,240.00	0.00	500,000.00
Subsidies - Others	502149900	3,762,240.00	0.00	3,762,240.00	500,000.00	0.00	0.00	0.00	500,000.00	0.00	500,000.00	0.00	0.00	600,000.00	0.00	0.00	0.00	0.00	600,000.00	0.00	3,262,240.00	0.00	500,000.00
Labor and Wages	502160000	40,212.51	0.00	40,212.51	40,212.51	0.00	0.00	0.00	40,212.51	0.00	0.00	0.00	0.00	0.00	0.00	0.00	0.00	0.00	0.00	0.00	40,212.51	0.00	0.00
Labor and Wages	502160100	40,212.51	0.00	40,212.51	40,212.51	0.00	0.00	0.00	40,212.51	0.00	0.00	0.00	0.00	0.00	0.00	0.00	0.00	0.00	0.00	0.00	40,212.51	0.00	0.00
Other Maintenance and Operating Expenses	502990000	7,754,496.10	0.00	7,754,496.10	454,496.10	0.00	0.00	0.00	454,496.10	234,050.00	6,000.00	0.00	0.00	240,050.00	20,000.00	6,000.00	0.00	0.00	266,050.00	0.00	7,300,000.00	214,446.10	0.00
Memberships Dues and Contributions to	502990000	28,056.10	0.00	28,056.10	28,056.10	0.00	0.00	0.00	28,056.10	20,000.00	6,000.00	0.00	0.00	26,000.00	20,000.00	6,000.00	0.00	0.00	26,000.00	0.00	2,056.10	0.00	0.00
Other Maintenance and Operating Expenses	502999900	7,726,440.00	0.00	7,726,440.00	426,440.00	0.00	0.00	0.00	426,440.00	214,050.00	0.00	0.00	0.00	214,050.00	0.00	0.00	0.00	0.00	214,050.00	0.00	7,300,000.00	212,390.00	0.00
Other Maintenance and Operating Expenses	502999999	7,726,440.00	0.00	7,726,440.00	426,440.00	0.00	0.00	0.00	426,440.00	214,050.00	0.00	0.00	0.00	214,050.00	0.00	0.00	0.00	0.00	214,050.00	0.00	7,300,000.00	212,390.00	0.00
Capital Outlays	506400000	11,843,091.40	0.00	11,843,091.40	343,091.40	0.00	0.00	0.00	343,091.40	105,703.72	68,474.66	0.00	0.00	174,178.38	105,703.72	68,474.66	0.00	0.00	242,653.04	0.00	11,500,000.00	168,913.02	0.00
Property, Plant and Equipment Outlay	506400000	11,843,091.40	0.00	11,843,091.40	343,091.40	0.00	0.00	0.00	343,091.40	105,703.72	68,474.66	0.00	0.00	174,178.38	105,703.72	68,474.66	0.00	0.00	242,653.04	0.00	11,500,000.00	168,913.02	0.00
Buildings and Other Structures	506404000	5,518,091.40	0.00	5,518,091.40	343,091.40	0.00	0.00	0.00	343,091.40	105,703.72	68,474.66	0.00	0.00	174,178.38	105,703.72	68,474.66	0.00	0.00	242,653.04	0.00	5,175,000.00	168,913.02	0.00
School Buildings	506404002	5,518,091.40	0.00	5,518,091.40	343,091.40	0.00	0.00	0.00	343,091.40	105,703.72	68,474.66	0.00	0.00	174,178.38	105,703.72	68,474.66	0.00	0.00	242,653.04	0.00	5,175,000.00	168,913.02	0.00
Machinery and Equipment Outlay	506409000	5,175,000.00	0.00	5,175,000.00	0.00	0.00	0.00	0.00	0.00	0.00	0.00	0.00	0.00	0.00	0.00	0.00	0.00	0.00	0.00	0.00	5,175,000.00	0.00	0.00
Other Machinery and Equipment	506409099	5,175,000.00	0.00	5,175,000.00	0.00	0.00	0.00	0.00	0.00	0.00	0.00	0.00	0.00	0.00	0.00	0.00	0.00	0.00	0.00	0.00	5,175,000.00	0.00	0.00
Furniture, Fixtures and Books Outlay	506407000	1,150,000.00	0.00	1,150,000.00	0.00	0.00	0.00	0.00	0.00	0.00	0.00	0.00	0.00	0.00	0.00	0.00	0.00	0.00	0.00	0.00	1,150,000.00	0.00	0.00
Furniture and Fixtures	506407001	1,150,000.00	0.00	1,150,000.00	0.00	0.00	0.00	0.00	0.00	0.00	0.00	0.00	0.00	0.00	0.00	0.00	0.00	0.00	0.00	0.00	1,150,000.00	0.00	0.00


Report generated using the Unified Reporting System on July 18, 2023 3:24 PM. Status: SUBMITTED


Department : State Universities and Colleges (SUCs)  
 Agency/Entity : Western Philippines University  
 Operating Unit : < not applicable >  
 Organization Code (UACS) : 08 048 0000000  
 Fund Cluster : 01 - Regular Agency Fund


	Current Year Appropriations
	Supplemental Appropriations
X	Continuing Appropriations


(e.g. UACS Fund Cluster: 01-Regular Agency Fund, 02-Foreign Assisted Projects Fund, 03-Special Account-Locally Funded/Domestic Grants Fund, and 04-Special Account-Foreign Assisted/Foreign Grants Fund)

Particulars	UACS CODE	Appropriations					Allotments					Obligations				Disbursements				Balances			
		Authorized Appropriations	Adjustments (Transfer To/From, Modifications/ Augmentations)	Adjusted Appropriations	Allotments Received	Adjustments (Reductions, Modifications/ Augmentations)	Transfer To	Transfer From	Adjusted Allotments	1st Quarter Ending March 31	2nd Quarter Ending June 30	3rd Quarter Ending September 30	4th Quarter Ending December 31	Total	1st Quarter Ending March 31	2nd Quarter Ending June 30	3rd Quarter Ending September 30	4th Quarter Ending December 31	Total	Unreleased Appropriations	Unobligated Allotments	Unpaid Obligations (15-20)+(23+24)	
1	2	3	4	5=(3+4)	6	7	8	9	10=[(6+7)-8+9]	11	12	13	14	15=(11+12+13+14)	16	17	18	19	20=(16+17+18+19)	21=(5-10)	22=(10-15)	23	24
IRAND TOTAL		44,020,411.71	5,000.00	44,025,411.71	21,958,171.71	5,000.00	0.00	0.00	21,963,171.71	3,847,625.70	3,823,017.33	0.00	0.00	7,670,643.03	2,844,342.14	2,668,773.42	0.00	0.00	5,613,115.56	22,042,240.00	14,492,528.68	1,151,756.50	795,776.9

Certified Correct:  
  
 GENE M. DE S. PAZUSA  
 BUDGET OFFICER  
 Date: July 18, 2023 02:56 PM

Certified Correct:  
  
 AMYR L. V. MIRANDA  
 ACCOUNTANT III  
 Date: July 18, 2023 02:56 PM

Recommending Approval By:  
  
 ISAGANI R. ALIBAYAT  
 VP FOR ADMIN & FINANCE  
 Date: July 18, 2023 03:02 PM

Approved By:  
  
 ATTY. MARCELO C. ALIBAG  
 OIC - PRESIDENT  
 Date: July 18, 2023 03:04 PM