

FY 2022 MONTHLY DISBURSEMENT PROGRAM

(In Thousand Pesos)


Department: State Universities and Colleges (SUCs)
 Agency: Western Philippines University
 Operating Unit: < not applicable >
 Organization Code (UACS): 08 048 0000000

Particulars	UACS CODE	Total Programs	Tax Rem Advice (TRA)	Net Program	Full Year Requirement																
					QUARTER 1				QUARTER 2				QUARTER 3				QUARTER 4				Full Year
					Jan	Feb	March	Sub Total	April	May	June	Sub Total	July	Aug	Sept	Sub Total	Oct	Nov	Dec	Sub Total	Total
6	7	8	9=6+7+8	10	11	12	13=10+11+12	14	15	16	17=14+15+16	18	19	20	21=18+19+20	22					
PART A																					
I. NOTICE OF CASH ALLOCATION		618,326	22,854	595,872	28,011	37,873	31,533	97,417	113,384	38,178	37,051	188,613	42,028	40,321	24,977	107,326	116,519	46,657	39,140	202,316	595,872
A. Fiscal Year's (FY) Budget		524,288	19,661	504,627	17,592	18,513	19,425	55,530	101,967	32,301	28,304	182,572	36,462	33,098	23,831	93,491	112,238	44,174	36,621	193,034	504,627
New GAA		504,893	19,661	484,992	15,956	16,877	17,789	50,622	100,331	30,865	26,867	157,663	34,826	31,462	22,294	88,582	110,603	42,536	34,984	188,125	484,992
COMPREHENSIVE RELEASE		302,810	16,559	286,251	15,956	16,877	17,789	50,622	25,062	30,216	24,848	80,126	18,958	23,984	16,937	59,879	28,599	37,217	29,808	95,624	286,251
Specific Budgets of National Government Agencies	1 01 101	302,810	16,559	286,251	15,956	16,877	17,789	50,622	25,062	30,216	24,848	80,126	18,958	23,984	16,937	59,879	28,599	37,217	29,808	95,624	286,251
PS		215,883	13,561	202,092	14,000	14,042	14,098	42,140	16,408	26,973	14,087	57,469	14,184	14,073	14,150	42,407	14,757	29,284	16,035	80,078	202,092
MOOE		54,205	1,321	52,884	1,956	2,835	3,691	8,482	3,963	3,243	4,313	11,519	4,774	3,463	2,787	11,024	5,782	7,933	8,144	21,859	52,884
CO		32,922	1,647	31,275	0	0	0	0	4,890	0	6,448	0	6,448	0	6,448	0	8,060	0	5,829	13,689	31,275
FOR LATER RELEASE		201,843	3,102	198,741	0	0	0	0	75,269	449	1,819	77,537	16,868	7,478	5,357	28,703	82,004	5,321	5,178	92,501	198,741
Specific Budgets of National Government Agencies	1 01 101	201,843	3,102	198,741	0	0	0	0	75,269	449	1,819	77,537	16,868	7,478	5,357	28,703	82,004	5,321	5,178	92,501	198,741
PS		29,103	2,037	27,066	0	0	0	0	0	0	0	0	4,511	4,511	4,511	13,533	4,511	4,511	4,511	13,533	27,066
MOOE		161,240	490	160,750	0	0	0	0	75,269	449	478	76,196	4,510	1,380	846	6,736	76,343	810	665	77,818	160,750
CO		11,500	575	10,925	0	0	0	0	0	0	1,341	1,341	6,847	1,587	0	8,434	1,150	0	0	1,150	10,925
Automatic Appropriation		19,635	0	19,635	1,636	1,636	1,636	4,908	1,636	1,636	1,637	4,909	1,636	1,636	1,637	4,909	1,636	1,636	1,637	4,909	19,635
Retirement and Life Insurance Premiums	1 04 102	19,635	0	19,635	1,636	1,636	1,636	4,908	1,636	1,636	1,637	4,909	1,636	1,636	1,637	4,909	1,636	1,636	1,637	4,909	19,635
PS		19,635	0	19,635	1,636	1,636	1,636	4,908	1,636	1,636	1,637	4,909	1,636	1,636	1,637	4,909	1,636	1,636	1,637	4,909	19,635
B. Prior Year (PY) Obligation		78,287	2,603	75,684	10,419	16,900	9,648	36,967	9,958	3,070	6,935	19,963	5,540	7,223	571	13,334	4,280	570	570	5,420	75,684
Prior Year Accounts Payable		21,208	196	21,013	10,419	10,131	86	20,636	0	21	289	310	0	0	0	0	67	0	0	67	21,013
PS		16,402	0	16,402	6,322	9,779	86	16,187	0	21	194	215	0	0	0	0	0	0	0	0	16,402
MOOE		1,470	32	1,438	924	352	0	1,276	0	0	95	95	0	0	0	0	67	0	0	67	1,438
CO		3,336	163	3,173	3,173	0	0	3,173	0	0	0	0	0	0	0	0	0	0	0	0	3,173
Not Yet Due and Demandable Obligations		57,079	2,408	54,671	0	6,769	9,562	16,331	9,958	3,049	6,846	19,653	5,540	7,223	571	13,334	4,213	570	570	5,353	54,671
MOOE		14,182	271	13,921	0	1,113	6,487	7,800	1,294	941	862	2,897	571	571	571	1,713	571	570	570	1,711	13,921

Department: State Universities and Colleges (SUCs)
 Agency: Western Philippines University
 Operating Unit: < not applicable >
 Organization Code (UACS) : 08 048 0000000

Particulars	UACS CODE	Total Programs	Tax Rem Advice (TRA)	Net Program	Full Year Requirement																
					QUARTER 1				QUARTER 2				QUARTER 3				QUARTER 4				Full Year
					Jan	Feb	March	Sub Total	April	May	June	Sub Total	July	Aug	Sept	Sub Total	Oct	Nov	Dec	Sub Total	Total
6	7	8	9=6+7+8	10	11	12	13=10+11+12	14	15	16	17=14+15+16	18	19	20	21=18+19+20	22					
CO		42,887	2,137	40,750	0	5,656	3,075	8,731	8,664	2,108	5,984	16,756	4,969	6,652	0	11,621	3,642	0	0	3,642	40,750
TOTAL PROGRAM, PY OBLIGATION		78,287	2,603	75,684	10,419	16,900	9,648	36,967	9,958	3,070	6,935	19,963	5,540	7,223	571	13,334	4,280	570	570	5,420	75,684
PS		16,402	0	16,402	6,322	9,779	86	16,187	0	21	194	215	0	0	0	0	0	0	0	0	16,402
MOOE		15,662	303	15,359	924	1,465	6,487	8,876	1,294	941	757	2,962	571	571	571	1,713	638	570	570	1,778	15,359
CO		46,223	2,300	43,923	3,173	5,656	3,075	11,904	8,664	2,108	5,984	16,756	4,969	6,652	0	11,621	3,642	0	0	3,642	43,923
C. OTHERS		15,751	390	15,361	0	2,460	2,460	4,920	1,459	2,807	1,812	6,078	26	0	475	501	0	1,913	1,949	3,862	15,361
Unreleased Appropriations		1,000	25	975	0	0	0	0	0	0	500	500	0	0	475	475	0	0	0	0	975
MOOE		1,000	25	975	0	0	0	0	0	0	500	500	0	0	475	475	0	0	0	0	975
Unobligated Allotment		14,751	365	14,386	0	2,460	2,460	4,920	1,459	2,807	1,312	5,578	26	0	0	26	0	1,913	1,949	3,862	14,386
MOOE		12,495	283	12,212	0	2,293	2,293	4,586	1,248	1,248	1,249	3,742	22	0	0	22	0	1,913	1,949	3,862	12,212
CO		2,256	82	2,174	0	167	167	334	211	1,562	63	1,838	4	0	0	4	0	0	0	0	2,174
TOTAL NCA PROGRAM		618,326	22,654	595,672	26,011	37,873	31,533	97,417	113,384	38,178	37,051	188,613	42,028	40,321	24,977	107,326	116,519	46,657	39,140	202,316	595,672
PS		280,823	15,628	265,195	21,958	25,457	15,820	63,235	18,045	28,830	15,918	62,593	20,331	20,220	20,298	60,849	20,904	35,431	22,183	78,518	265,195
MOOE		244,602	2,422	242,180	2,880	6,593	12,471	21,944	81,774	5,878	7,297	94,949	9,877	5,414	4,679	19,970	82,783	11,226	11,328	105,317	242,180
FinEx		0	0	0	0	0	0	0	0	0	0	0	0	0	0	0	0	0	0	0	0
CO		92,901	4,604	88,297	3,173	5,823	3,242	12,236	13,565	3,670	13,836	31,071	11,820	14,687	0	26,507	12,852	0	5,629	18,481	88,297
IV. TAX REMITTANCE ADVICE		0	22,654	22,654	1,181	1,388	1,320	3,889	1,819	2,256	1,874	5,951	2,338	2,209	1,454	6,001	2,185	2,594	2,034	6,813	22,654
PS		0	15,628	15,628	956	956	959	2,870	962	1,914	955	3,831	1,306	1,295	1,301	3,902	1,311	2,285	1,429	5,025	15,628
MOOE		0	2,422	2,422	62	136	200	398	150	156	195	501	411	143	153	707	198	309	309	616	2,422
CO		0	4,604	4,604	163	297	161	621	707	188	724	1,619	621	771	0	1,392	676	0	296	972	4,604
V. TOTAL DISBURSEMENT PROGRAM		618,326	22,654	595,672	29,192	39,261	32,853	101,306	115,203	40,436	38,925	194,564	44,366	42,530	26,431	113,327	118,704	49,251	41,174	209,129	618,326
PS		280,823	15,628	265,195	22,914	26,412	16,779	66,105	19,007	30,544	16,873	86,424	21,637	21,515	21,599	64,751	22,215	37,716	23,612	83,543	265,195
MOOE		244,602	2,422	242,180	2,942	6,729	12,671	22,342	81,924	6,034	7,492	95,450	10,288	5,557	4,832	20,677	82,961	11,535	11,637	106,133	242,180
FinEx		0	0	0	0	0	0	0	0	0	0	0	0	0	0	0	0	0	0	0	0
CO		92,901	4,604	88,297	3,336	6,120	3,403	12,899	14,272	3,858	14,580	32,680	12,441	16,458	0	27,899	13,528	0	5,925	19,453	88,297


Prepared By / Certified Correct :


GENE MICHELLE S. PADUGA

Budget Officer

Date: 2022-02-04 12:04:44

In coordination with / Certified Correct :


GRACE P. ANUNCIADO

OIC - Accounting Office

Date: 2022-02-04 12:04:44


Recommending Approval :


NOEL L. GAURAN

VP for Administration and Finance

Date: 2022-02-04 12:15:23

Approved By :


JULIE HOPE TIMOTEA P. EVINA

President

Date: 2022-02-04 12:15:23