

FY 2018 MONTHLY DISBURSEMENT PROGRAM
(In Thousand Pesos)


Department : State Universities and Colleges (SUCs)
 Agency : Western Philippines University
 Operating Unit : N/A
 Organization Code (UACS) : 08048000000
 Report Status : SUBMITTED

Particulars	UACS CODE	Total Programs	Tax Rem Advice (TRA)	Net Program	Full Year Requirement																
					Quarter 1				Quarter 2				Quarter 3				Quarter 4				Full Year
					Jan	Feb	March	Sub Total	April	May	June	Sub Total	July	Aug	Sep	Sub Total	Oct	Nov	Dec	Sub Total	Total
1	2	3	4	5	6	7	8	9=6+7+8	10	11	12	13=10+11+12	14	15	16	17=14+15+16	18	19	20	21=18+19+20	22
Part A		472,412	26,415	445,997	21,391	27,446	31,357	80,194	32,717	38,052	28,453	99,222	48,239	39,522	37,415	125,176	49,983	61,677	56,160	167,820	472,412
I. NOTICE OF CASH ALLOCATION		472,412	26,415	445,997	19,191	25,246	29,157	73,594	30,517	35,852	26,253	92,622	46,039	37,322	35,215	118,576	47,783	59,477	53,945	161,205	445,997
A. FISCAL YEAR'S (FY) BUDGET		368,203	21,206	346,997	13,166	13,813	17,127	44,106	25,058	30,021	20,931	76,010	37,421	26,445	29,243	93,109	38,775	51,486	43,511	133,772	346,997
New General Appropriations		354,648	21,206	333,442	12,037	12,684	15,998	40,719	23,929	28,892	19,802	72,623	36,292	25,316	28,114	89,722	37,646	50,357	42,375	130,378	333,442
COMPREHENSIVE RELEASE		354,648	21,206	333,442	12,037	12,684	15,998	40,719	23,929	28,892	19,802	72,623	36,292	25,316	28,114	89,722	37,646	50,357	42,375	130,378	333,442
Current Year		354,648	21,206	333,442	12,037	12,684	15,998	40,719	23,929	28,892	19,802	72,623	36,292	25,316	28,114	89,722	37,646	50,357	42,375	130,378	333,442
Specific Budgets of National Government Agencies	01101101	354,648	21,206	333,442	12,037	12,684	15,998	40,719	23,929	28,892	19,802	72,623	36,292	25,316	28,114	89,722	37,646	50,357	42,375	130,378	333,442
PS		162,004	11,574	150,430	9,615	9,689	12,257	31,561	9,771	18,588	10,907	39,266	10,879	10,730	11,859	33,468	10,911	22,535	12,689	46,135	150,430
MOOE		71,089	3,554	67,535	2,422	2,995	3,741	9,158	2,283	2,704	2,150	7,137	11,448	7,746	4,665	23,859	7,260	10,860	9,261	27,381	67,535
CO		121,555	6,078	115,477					11,875	7,600	6,745	26,220	13,965	6,840	11,590	32,395	19,475	16,962	20,425	56,862	115,477
Automatic Appropriations		13,555		13,555	1,129	1,129	1,129	3,387	1,129	1,129	1,129	3,387	1,129	1,129	1,129	3,387	1,129	1,129	1,136	3,394	13,555
COMPREHENSIVE RELEASE		13,555		13,555	1,129	1,129	1,129	3,387	1,129	1,129	1,129	3,387	1,129	1,129	1,129	3,387	1,129	1,129	1,136	3,394	13,555
Current Year		13,555		13,555	1,129	1,129	1,129	3,387	1,129	1,129	1,129	3,387	1,129	1,129	1,129	3,387	1,129	1,129	1,136	3,394	13,555
Retirement and Life Insurance Premiums	01104102	13,555		13,555	1,129	1,129	1,129	3,387	1,129	1,129	1,129	3,387	1,129	1,129	1,129	3,387	1,129	1,129	1,136	3,394	13,555
PS		13,555		13,555	1,129	1,129	1,129	3,387	1,129	1,129	1,129	3,387	1,129	1,129	1,129	3,387	1,129	1,129	1,136	3,394	13,555
TOTAL PROGRAM, FY BUDGET		368,203	21,206	346,997	13,166	13,813	17,127	44,106	25,058	30,021	20,931	76,010	37,421	26,445	29,243	93,109	38,775	51,486	43,511	133,772	346,997


Particulars	UACS CODE	Total Programs	Tax Rem Advice (TRA)	Net Program	Full Year Requirement																
					Quarter 1				Quarter 2				Quarter 3				Quarter 4				Full Year
					Jan	Feb	March	Sub Total	April	May	June	Sub Total	July	Aug	Sep	Sub Total	Oct	Nov	Dec	Sub Total	Total
1	2	3	4	5	6	7	8	9=6+7+8	10	11	12	13=10+11+12	14	15	16	17=14+15+16	18	19	20	21=18+19+20	22
PS		175,559	11,574	163,985	10,744	10,818	13,386	34,948	10,900	19,717	12,036	42,653	12,008	11,859	12,988	36,855	12,040	23,664	13,825	49,529	163,985
MOOE		71,089	3,554	67,535	2,422	2,995	3,741	9,158	2,283	2,704	2,150	7,137	11,448	7,746	4,665	23,859	7,260	10,860	9,261	27,381	67,535
CO		121,555	6,078	115,477					11,875	7,600	6,745	26,220	13,965	6,840	11,590	32,395	19,475	16,962	20,425	56,862	115,477
B. PRIOR YEAR (PY) OBLIGATION		104,209	5,209	99,000	6,025	11,433	12,030	29,488	5,459	5,831	5,322	16,612	8,618	10,877	5,972	25,467	9,008	7,991	10,434	27,433	99,000
New General Appropriations		104,209	5,209	99,000	6,025	11,433	12,030	29,488	5,459	5,831	5,322	16,612	8,618	10,877	5,972	25,467	9,008	7,991	10,434	27,433	99,000
COMPREHENSIVE RELEASE		104,209	5,209	99,000	6,025	11,433	12,030	29,488	5,459	5,831	5,322	16,612	8,618	10,877	5,972	25,467	9,008	7,991	10,434	27,433	99,000
Not Yet Due and Demandable		74,336	3,716	70,620	4,357	9,765	10,267	24,389	5,174	5,641	5,132	15,947	5,637	5,649	4,078	15,364	5,522	5,082	4,316	14,920	70,620
Specific Budgets of National Government Agencies	01101101	74,336	3,716	70,620	4,357	9,765	10,267	24,389	5,174	5,641	5,132	15,947	5,637	5,649	4,078	15,364	5,522	5,082	4,316	14,920	70,620
MOOE		5,983	299	5,684	407	889	3,979	5,275	409			409									5,684
CO		68,353	3,417	64,936	3,950	8,876	6,288	19,114	4,765	5,641	5,132	15,538	5,637	5,649	4,078	15,364	5,522	5,082	4,316	14,920	64,936
Unobligated Allotment		29,873	1,493	28,380	1,668	1,668	1,763	5,099	285	190	190	665	2,981	5,228	1,894	10,103	3,486	2,909	6,118	12,513	28,380
Specific Budgets of National Government Agencies	01101101	29,873	1,493	28,380	1,668	1,668	1,763	5,099	285	190	190	665	2,981	5,228	1,894	10,103	3,486	2,909	6,118	12,513	28,380
MOOE		29,873	1,493	28,380	1,668	1,668	1,763	5,099	285	190	190	665	2,981	5,228	1,894	10,103	3,486	2,909	6,118	12,513	28,380
TOTAL PROGRAM, PY OBLIGATION		104,209	5,209	99,000	6,025	11,433	12,030	29,488	5,459	5,831	5,322	16,612	8,618	10,877	5,972	25,467	9,008	7,991	10,434	27,433	99,000
MOOE		35,856	1,792	34,064	2,075	2,557	5,742	10,374	694	190	190	1,074	2,981	5,228	1,894	10,103	3,486	2,909	6,118	12,513	34,064
CO		68,353	3,417	64,936	3,950	8,876	6,288	19,114	4,765	5,641	5,132	15,538	5,637	5,649	4,078	15,364	5,522	5,082	4,316	14,920	64,936
TOTAL NCA PROGRAM		472,412	26,415	445,997	19,191	25,246	29,157	73,594	30,517	35,852	26,253	92,622	46,039	37,322	35,215	118,576	47,783	59,477	53,945	161,205	445,997
PS		175,559	11,574	163,985	10,744	10,818	13,386	34,948	10,900	19,717	12,036	42,653	12,008	11,859	12,988	36,855	12,040	23,664	13,825	49,529	163,985
MOOE		106,945	5,346	101,599	4,497	5,552	9,483	19,532	2,977	2,894	2,340	8,211	14,429	12,974	6,559	33,962	10,746	13,769	15,379	39,894	101,599
CO		189,908	9,495	180,413	3,950	8,876	6,288	19,114	16,640	13,241	11,877	41,758	19,602	12,489	15,668	47,759	24,997	22,044	24,741	71,782	180,413
IV. TAX REMITTANCE ADVICE			26,415		2,200	2,200	2,200	6,600	2,200	2,200	2,200	6,600	2,200	2,200	2,200	6,600	2,200	2,200	2,215	6,615	26,415
PS			11,574		964	964	964	2,892	964	964	964	2,892	964	964	964	2,892	964	964	970	2,898	11,574
MOOE			5,346		445	445	445	1,335	445	445	445	1,335	445	445	445	1,335	445	445	451	1,341	5,346

Particulars	UACS CODE	Total Programs	Tax Rem Advice (TRA)	Net Program	Full Year Requirement																
					Quarter 1				Quarter 2				Quarter 3				Quarter 4				Full Year
					Jan	Feb	March	Sub Total	April	May	June	Sub Total	July	Aug	Sep	Sub Total	Oct	Nov	Dec	Sub Total	Total
1	2	3	4	5	6	7	8	9=6+7+8	10	11	12	13=10+11+12	14	15	16	17=14+15+16	18	19	20	21=18+19+20	22
CO			9,495		791	791	791	2,373	791	791	791	2,373	791	791	791	2,373	791	791	794	2,376	9,495
VI. TOTAL DISBURSEMENT PROGRAM		472,412	26,415	445,997	21,391	27,446	31,357	80,194	32,717	38,052	28,453	99,222	48,239	39,522	37,415	125,176	49,983	61,677	56,160	167,820	472,412
PS		175,559	11,574	163,985	11,708	11,782	14,350	37,840	11,864	20,681	13,000	45,545	12,972	12,823	13,952	39,747	13,004	24,628	14,795	52,427	175,559
MOOE		106,945	5,346	101,599	4,942	5,997	9,928	20,867	3,422	3,339	2,785	9,546	14,874	13,419	7,004	35,297	11,191	14,214	15,830	41,235	106,945
CO		189,908	9,495	180,413	4,741	9,667	7,079	21,487	17,431	14,032	12,668	44,131	20,393	13,280	16,459	50,132	25,788	22,835	25,535	74,158	189,908


Prepared By:


 Paduga, Gene Michelle
 Budget Officer
 Date: 29/Nov/2017

In Coordination With:


 Lichauco, Chery
 Accountant
 Date: 29/Nov/2017

Approved By:


 Manapaac, Elsa
 Agency Head
 Date: 29/Nov/2017

This report was generated using the Unified Reporting System on 29/11/2017 15:25

BED Level: 01 - Agency Submission (NEP)