

FY 2022 PHYSICAL PLAN

Department : State Universities and Colleges (SUCs)
 Agency : Western Philippines University
 Operating Unit : <not applicable>
 Organization Code (UACS) : 08 048 0000000

Particulars	UACS CODE	Current Year Accomplishments			Physical Target (Budget Year)				Variance	Remarks	
		Actual	Estimate	Total	Total	1st	2nd Quarter	3rd			4th
1	2	3	4	5 = 3 + 4	6 = 7+8+9+10	7	8	9	10	11	12
Part A											
I. Organizational Outcome											
<no org outcome level for 3101000000000000>	3101000000000000										
HIGHER EDUCATION PROGRAM											
Outcome Indicators											
1. Percentage of first-time licensure exam takers that pass the licensure exams		69.23%	55%	55%	55%	55%	55%	55%	55%	0	Cumulative
2. Percentage of graduates (2 years prior) that are employed			91%	91%	90%				90%	-1%	
Output Indicators											
1. Percentage of undergraduate students enrolled in CHED-identified and RDC-identified priority programs		100%		100%	90%				90%	-10%	
2. Percentage of undergraduate programs with accreditation			93.33%	93.33%	90%				90%	-3.33%	
<no org outcome level for 3201000000000000>	3201000000000000										
ADVANCED EDUCATION PROGRAM											
Outcome Indicator											
1. Percentage of graduate school faculty engaged in research work applied in any of the following:											
a. pursuing advanced research degree programs (Ph.D.) or			10.76%	10.76%	11.04%				11.04%	0.28%	
b. actively pursuing in the last three (3)			21.52%	21.52%	22.08%				22.08%	0.56%	

Department : State Universities and Colleges (SUCs)
 Agency : Western Philippines University
 Operating Unit : <not applicable>
 Organization Code (UACS) : 08 048 0000000

Particulars	UACS CODE	Current Year Accomplishments			Physical Target (Budget Year)					Variance	Remarks
		Actual	Estimate	Total	Total	1st	2nd Quarter	3rd	4th		
1	2	3	4	5 = 3 + 4	6 = 7+8+9+10	7	8	9	10	11	12
years (investigative research, basic and applied scientific research, policy research, social science research) or											
c. producing technologies for commercialization or livelihood improvement or			1.27%	1.27%	1.30%				1.30%	0.03%	
d. whose research work resulted in an extension program			1.27%	1.27%	1.30%				1.30%	0.03%	
Output Indicators											
1. Percentage of graduate students enrolled in research degree programs		100%		100%	100%				100%	0	
2. Percentage of accredited graduate programs			37.5%	37.5%	30.8%				30.8%	-6.7%	
<no org outcome level for 3202000000000000>	3202000000000000										
RESEARCH PROGRAM											
Outcome Indicator											
1. Number of research outputs in the last three years utilized by the industry or by other beneficiaries			1	1	1				1	0	
Output Indicators											
1. Number of research outputs completed within the year		42		42	32	8	8	8	8	-10	
2. Percentage of research outputs published in internationally-refereed or CHED recognized journal within the year		28%	28%	28%	17%	4%	8%	12%	17%	-11%	Cumulative
<no org outcome level for 3301000000000000>	3301000000000000										
TECHNICAL ADVISORY EXTENSION PROGRAM											


Department : State Universities and Colleges (SUCs)
 Agency : Western Philippines University
 Operating Unit : <not applicable>
 Organization Code (UACS) : 08 048 0000000


Particulars	UACS CODE	Current Year Accomplishments			Physical Target (Budget Year)					Variance	Remarks
		Actual	Estimate	Total	Total	1st	2nd Quarter	3rd	4th		
1	2	3	4	5 = 3 +4	6 = 7+8+9+10	7	8	9	10	11	12
Outcome Indicator											
1. Number of active partnerships with LGUs, industries, NGOs, NGAs, SMEs, and other stakeholders as a result of extension activities		12	29	29	18	4	8	12	18	-11	Cumulative
Output Indicators											
1. Number of trainees weighted by the length of training		1,435.75	2,764.25	4,200	2,800	700	700	700	700	-1,400	
2. Number of extension programs organized and supported consistent with the SUC's mandated and priority programs		0	19	19	20	20	20	20	20	1	Cumulative
3. Percentage of beneficiaries who rate the training course/s as satisfactory or higher in terms of quality and relevance		99.33%	99.50%	99.50%	99.50%	99.50%	99.50%	99.50%	99.50%	0	Cumulative


Prepared By / Certified Correct :

In coordination with / Certified Correct :

Approved By :


 MARY JANE M. RABANG
 Planning Officer
 Date: 2021-11-15 09:57:17


 GENE MICHELLE S. PADUGA
 Budget Officer
 Date: 2021-11-15 09:57:17


 JULIE HOPE TIMOTEA P. EVINA
 Head of Agency
 Date: 2021-11-16 20:41:36