

FY 2021 PHYSICAL PLAN

Department : State Universities and Colleges (SUCs)
 Agency : Western Philippines University
 Operating Unit : <not applicable>
 Organization Code : 08 048 0000000

Particulars	UACS CODE	Current Year Accomplishments			Physical Target (Budget Year)				Variance	Remarks	
		Actual Jan. 1-	Estimate Oct. 1-	Total	Total	1st Quarter	2nd Quarter	3rd Quarter			4th Quarter
1	2	3	4	5 = 3 + 4	6 = 7+8+9+10	7	8	9	10	11	12
Part A											
I. Organizational Outcome											
OO : Relevant and quality tertiary education ensured to achieve inclusive growth and access of poor but deserving students to quality tertiary education increased	3101000000000000										
HIGHER EDUCATION PROGRAM											
Outcome Indicators											
1. Percentage of first-time licensure exam takers that pass the licensure exams		53.85%		53.85%	55%	55%	55%	55%	55%	1.15%	Cumulative
2. Percentage of graduates (2 years prior) that are employed			91%	91%	91%				91%	0	
Output Indicators											
1. Percentage of undergraduate students enrolled in CHED-identified and RDC-identified priority programs		100%		100%	100%			100%		0	
2. Percentage of undergraduate programs with accreditation			90%	90%	93.33%				93.33%	3.33%	
OO : Higher education research improved to promote economic productivity and innovation	3201000000000000										
ADVANCED EDUCATION PROGRAM											
Outcome Indicator											
1. Percentage of graduate school faculty engaged in research work applied in any of the following:											
a. pursuing advanced research degree programs (Ph.D.) or			8.89%	8.89%	10.76%				10.76%	1.87%	


Department : State Universities and Colleges (SUCs)
 Agency : Western Philippines University
 Operating Unit : <not applicable>
 Organization Code : 08 048 0000000

Particulars	UACS CODE	Current Year Accomplishments			Physical Target (Budget Year)					Variance	Remarks
		Actual Jan.1-	Estimate Oct.1-	Total	Total	1st Quarter	2nd Quarter	3rd Quarter	4th Quarter		
1	2	3	4	5 = 3 +4	6 = 7+8+9+10	7	8	9	10	11	12
b. actively pursuing in the last three (3) years (investigative research, basic and applied scientific research, policy research, social science research) or			28.15%	28.15%	21.52%				21.52%	-6.63%	
c. producing technologies for commercialization or livelihood improvement or			0.74%	0.74%	1.27%				1.27%	0.53%	
d. whose research work resulted in an extension program			0.74%	0.74%	1.27%				1.27%	0.53%	
Output Indicators											
1. Percentage of graduate students enrolled in research degree programs		100%		100%	100%			100%		0	
2. Percentage of accredited graduate programs			30%	30%	37.5%				37.5%	7.5%	
RESEARCH PROGRAM											
Outcome Indicator											
1. Number of research outputs in the last three years utilized by the industry or by other beneficiaries			1	1	1				1	0	
Output Indicators											
1. Number of research outputs completed within the year		15	17	32	32	8	8	8	8	0	
2. Percentage of research outputs published in internationally-refereed or CHED recognized journal within the year		10.87%	15%	15%	16%	4%	8%	12%	16%	1%	Cumulative
OO : Community engagement increased	3301000000000000										
TECHNICAL ADVISORY EXTENSION PROGRAM											
Outcome Indicator											
1. Number of active partnerships with LGUs,		8	28	28	29	7	14	21	29	1	Cumulative


Department : State Universities and Colleges (SUCs)
 Agency : Western Philippines University
 Operating Unit : <not applicable>
 Organization Code : 08 048 0000000

Particulars	UACS CODE	Current Year Accomplishments			Physical Target (Budget Year)					Variance	Remarks
		Actual Jan.1-	Estimate Oct.1-	Total	Total	1st Quarter	2nd Quarter	3rd Quarter	4th Quarter		
1	2	3	4	5 = 3 +4	6 = 7+8+9+10	7	8	9	10	11	12
industries, NGOs, NGAs, SMEs, and other stakeholders as a result of extension activities											
Output Indicators											
1. Number of trainees weighted by the length of training		565.25	5034.75	5600	4200	1050	1050	1050	1050	-1400	
2. Number of extension programs organized AND supported CONSISTENT WITH the SUC's mandated and priority programs		20	20	20	19	19	19	19	19	-1	Cumulative
3. Percentage of beneficiaries who rate the training course/s as satisfactory or higher in terms of quality and relevance		100%	99.5%	99.5%	99.5%	99.5%	99.5%	99.5%	99.5%	0	Cumulative


Prepared By / Certified Correct :


 MARY JANE M. MABANG
 Planning Officer
 Date: 2020-11-24 09:57:27.0

In coordination with / Certified Correct :


 GENE MICHELLE S. PADUGA
 Budget Officer
 Date: 2020-11-24 09:57:27.0

Approved By :


 JULIE HOPE TIMOTEA P. EVINA
 SUC President
 Date: 2020-11-26 16:58:54.0