

QUARTERLY PHYSICAL REPORT OF OPERATION

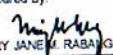
As of September 30, 2021


Department : State Universities and Colleges (SUCs)
 Agency : Western Philippines University
 Operating Unit : < not applicable >
 Organization Code (UACS) : 08 048 0000000


Particulars	UACS CODE	Physical Target (Budget Year)					Physical Accomplishment (Budget Year)					Variance	Remarks
		1st Quarter	2nd Quarter	3rd Quarter	4th Quarter	Total	1st Quarter	2nd Quarter	3rd Quarter	4th Quarter	Total		
1	2	3	4	5	6	7	8	9	10	11	12	13	14
HIGHER EDUCATION PROGRAM	3101000000000000												
OO: Relevant and quality tertiary education ensured to achieve inclusive													
Outcome Indicators													
1. Percentage of first-time licensure exam takers that pass the licensure exams		55%	55%	55%	55%	55%	63.64%	63.64%	69.23%		69.23%	14.23%	Cumulative
2. Percentage of graduates (2 years prior) that are employed					91%	91%							Accomplishment will be reported on 4th Qtr
Output Indicators													
1. Percentage of undergraduate students enrolled in CHED-identified and RDC-identified priority programs				100%		100%			100%		100%	0	All programs offered are considered priority due to free tuition law
2. Percentage of undergraduate programs with accreditation					93.33%	93.33%							Accomplishment will be reported on 4th Qtr
ADVANCED EDUCATION PROGRAM	3201000000000000												
OO: Higher education research improved to promote economic													
Outcome Indicator													
1. Percentage of graduate school faculty engaged in research work applied in any of the following:													
a. pursuing advanced research degree programs (Ph.D.) or					10.76%	10.76%							Accomplishment will be reported on 4th Qtr
b. actively pursuing in the last three (3) years (investigative research, basic and applied scientific research, policy research, social science research) or					21.52%	21.52%							Accomplishment will be reported on 4th Qtr
c. producing technologies for commercialization or livelihood improvement or					1.27%	1.27%							Accomplishment will be reported on 4th Qtr
d. whose research work resulted in an extension program					1.27%	1.27%							Accomplishment will be reported on 4th Qtr
Output Indicators													
1. Percentage of graduate students enrolled in research degree programs				100%		100%			100%		100%	0	
2. Percentage of accredited graduate programs					37.5%	37.5%							Accomplishment will be reported on 4th Qtr
RESEARCH PROGRAM	3202000000000000												
OO: Higher education research improved to promote economic													
Outcome Indicator													
1. Number of research outputs in the last three years utilized by the industry or by other beneficiaries					1	1							Accomplishment will be reported on 4th Qtr
Output Indicators													

Department : State Universities and Colleges (SUCs)
 Agency : Western Philippines University
 Operating Unit : < not applicable >
 Organization Code (UACS) : 08 048 0000000

Particulars	UACS CODE	Physical Target (Budget Year)					Physical Accomplishment (Budget Year)					Variance	Remarks
		1st Quarter	2nd Quarter	3rd Quarter	4th Quarter	Total	1st Quarter	2nd Quarter	3rd Quarter	4th Quarter	Total		
1	2	3	4	5	6	7	8	9	10	11	12	13	14
1. Number of research outputs completed within the year		8	8	8	8	32	12	14	15		42	10	
2. Percentage of research outputs published in internationally-refereed or CHED recognized journal within the year		4%	8%	12%	16%	16%	2.2%	18.6%	28.0%		28.0%	12.0%	Cumulative
TECHNICAL ADVISORY EXTENSION PROGRAM	3301000000000000												
OO : Community engagement increased													
Outcome Indicator													
1. Number of active partnerships with LGUs, industries, NGOs, NGAs, SMEs, and other stakeholders as a result of extension activities		7	14	21	29	29	7	7	12		12	-17	Conduct of extension activities has been adversely affected by the pandemic
Output Indicators													
1. Number of trainees weighted by the length of training		1050	1050	1050	1050	4200	622.5	340.5	472.75		1,435.75	-2,784.25	Conduct of extension activities has been adversely affected by the pandemic
2. Number of extension programs organized AND supported CONSISTENT WITH the SUC's mandated and priority programs		19	19	19	19	19	0	0	0		0	-19	For BOR approval
3. Percentage of beneficiaries who rate the training course/s as satisfactory or higher in terms of quality and relevance		99.5%	99.5%	99.5%	99.5%	99.5%	99.81%	97.46%	100%		99.33%	-0.17%	

Prepared By:

 MARY JANE M. RABANG
 Planning Officer
 2021-10-19 15:59:13

In coordination with:

 GENE MICHELLE S. PADUGA
 Budget Officer
 2021-10-19 15:59:13

Approved By:

 JULIE HOPE T. MOTEA P. EVINA
 Head of Agency
 2021-10-20 11:48:28