

QUARTERLY PHYSICAL REPORT OF OPERATION  
As of June 30, 2021

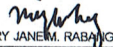
Department : State Universities and Colleges (SUCs)  
Agency : Western Philippines University  
Operating Unit : < not applicable >  
Organization Code (UACS) : 08 048 0000000

Particulars	UACS CODE	Physical Target (Budget Year)					Physical Accomplishment (Budget Year)					Variance	Remarks
		1st Quarter	2nd Quarter	3rd Quarter	4th Quarter	Total	1st Quarter	2nd Quarter	3rd Quarter	4th Quarter	Total		
1	2	3	4	5	6	7	8	9	10	11	12	13	14
HIGHER EDUCATION PROGRAM	310100000000000												
OO : Relevant and quality tertiary education ensured to achieve inclusive													
Outcome Indicators													
1. Percentage of first-time licensure exam takers that pass the licensure exams		55%	55%	55%	55%	55%	63.64%	63.64%			63.64%	8.64%	Cumulative
2. Percentage of graduates (2 years prior) that are employed					91%	91%							Accomplishment will be reported on 4th Qtr
Output Indicators													
1. Percentage of undergraduate students enrolled in CHED-identified and RDC-identified priority programs				100%		100%							Accomplishment will be reported on 3rd Qtr
2. Percentage of undergraduate programs with accreditation					93.33%	93.33%							Accomplishment will be reported on 4th Qtr
ADVANCED EDUCATION PROGRAM	320100000000000												
OO : Higher education research improved to promote economic													
Outcome Indicator													
1. Percentage of graduate school faculty engaged in research work applied in any of the following:													
a. pursuing advanced research degree programs (Ph.D.) or					10.76%	10.76%							Accomplishment will be reported on 4th Qtr
b. actively pursuing in the last three (3) years (investigative research, basic and applied scientific research, policy research, social science research) or					21.52%	21.52%							Accomplishment will be reported on 4th Qtr
c. producing technologies for commercialization or livelihood improvement or					1.27%	1.27%							Accomplishment will be reported on 4th Qtr
d. whose research work resulted in an extension program					1.27%	1.27%							Accomplishment will be reported on 4th Qtr
Output Indicators													
1. Percentage of graduate students enrolled in research degree programs				100%		100%							Accomplishment will be reported on 3rd Qtr
2. Percentage of accredited graduate programs					37.5%	37.5%							Accomplishment will be reported on 4th Qtr
RESEARCH PROGRAM	320200000000000												
OO : Higher education research improved to promote economic													
Outcome Indicator													
1. Number of research outputs in the last three years utilized by the industry or by other beneficiaries					1	1							Accomplishment will be reported on 4th Qtr
Output Indicators													
1. Number of research outputs completed		8	8	8	8	32	12	14			26	-6	


Department : State Universities and Colleges (SUCs)  
 Agency : Western Philippines University  
 Operating Unit : < not applicable >  
 Organization Code (UACS) : 08 048 0000000

Particulars	UACS CODE	Physical Target (Budget Year)					Physical Accomplishment (Budget Year)					Variance	Remarks
		1st Quarter	2nd Quarter	3rd Quarter	4th Quarter	Total	1st Quarter	2nd Quarter	3rd Quarter	4th Quarter	Total		
1	2	3	4	5	6	7	8	9	10	11	12	13	14
within the year													
2. Percentage of research outputs published		4%	8%	12%	16%	16%	2.2%	18.6%			18.6%	2.6%	Cumulative
In Internationally-refereed or CHED													
recognized journal within the year													
TECHNICAL ADVISORY EXTENSION PROGRAM	3301000000000000												
OO : Community engagement increased													
Outcome Indicator													
1. Number of active partnerships with LGUs,		7	14	21	29	29	7	0			7	-22	Conduct of extension activities has been adversely
industries, NGOs, NGAs, SMEs, and													affected by the pandemic
other stakeholders as a result of													
extension activities													
Output Indicators													
1. Number of trainees weighted by the		1050	1050	1050	1050	4200	622.5	340.5			963	-3,237	Conduct of extension activities has been adversely
length of training													affected by the pandemic
2. Number of extension programs organized		19	19	19	19	19	0	0			0	-19	Ongoing preparation; for BOR approval
AND supported CONSISTENT WITH the SUC's													
mandated and priority programs													
3. Percentage of beneficiaries who rate the		99.5%	99.5%	99.5%	99.5%	99.5%	99.81%	97.46%			99.02%	-0.48%	
training course/s as satisfactory or higher													
in terms of quality and relevance													


Prepared By:

  
 MARY JANEM RABANG  
 Planning Officer  
 2021-07-22 13:55:08

In coordination with:

  
 GENE MICHELLE S. PADUGA  
 Budget Officer  
 2021-07-22 13:55:08

Approved By:

  
 JULIE HOPE TIMOTEA P. EVINA  
 Head of Agency  
 2021-07-23 15:40:23