

QUARTERLY PHYSICAL REPORT OF OPERATION

As of December 31, 2022


Department : State Universities and Colleges (SUCs)
 Agency : Western Philippines University
 Operating Unit : < not applicable >
 Organization Code (UACS) : 08 048 0000000

Particulars	UACS CODE	Physical Target (Budget Year)					Physical Accomplishment (Budget Year)					Variance as of 12/31/2022	Remarks
		1st Quarter	2nd Quarter	3rd Quarter	4th Quarter	Total	1st Quarter	2nd Quarter	3rd Quarter	4th Quarter	Total		
1	2	3	4	5	6	7	8	9	10	11	12	13	14
HIGHER EDUCATION PROGRAM	310100000000000												
OO : Relevant and quality tertiary education ensured to achieve inclusive growth and access of poor but deserving students to quality tertiary education increased													
Outcome Indicators													
1. Percentage of first-time licensure exam takers that pass the licensure exams		55%	55%	55%	55%	55%	64.5%	50%	45.8%	55.5%	55.5%	0.5%	Cumulative
2. Percentage of graduates (2 years prior) that are employed					90%	90%				79%	79%	-11%	Target and accomplishment based on tracked graduates only. Some graduates did not engage in employment in 2022 because they were enrolled in a baccalaureate or master's degree program, undergoing coastguard training, reviewing for the PRC licensure exam, were pregnant, or taking care of their infant/young child, while some graduates had difficulty finding employment because of the effects brought by the pandemic.
Output Indicators													
1. Percentage of undergraduate students enrolled in CHED-identified and RDC-identified priority programs				90%		90%			90.9%		90.9%	0.9%	Enrolment during 1st sem.
2. Percentage of undergraduate programs with accreditation					90%	90%				90%	90%	0%	Target and accomplishment based on CMO No. 9, s. 2015 and RDC MIMAROPA priorities.
ADVANCED EDUCATION PROGRAM	320100000000000												
OO : Higher education research improved to promote economic productivity and innovation													
Outcome Indicator													
1. Percentage of graduate school faculty engaged in research work applied in any of the following:													
a. pursuing advanced research degree programs (Ph.D.) or					11.04%	11.04%				12.43%	12.43%	1.39%	
b. actively pursuing in the last three (3) years (investigative research, basic and applied scientific research, policy research, social science research) or					22.08%	22.08%				22.60%	22.60%	0.52%	
c. producing technologies for commercialization or livelihood improvement or					1.30%	1.30%				1.69%	1.69%	0.39%	
d. whose research work resulted in an extension program					1.30%	1.30%				1.69%	1.69%	0.39%	
Output Indicators													
1. Percentage of graduate students enrolled in research degree programs				100%		100%			100%		100%	0%	Enrolment during 1st sem
2. Percentage of accredited graduate programs					30.8%	30.8%				38.5%	38.5%	7.7%	
RESEARCH PROGRAM	320200000000000												
OO : Higher education research improved to promote economic productivity and innovation													
Outcome Indicator													
1. Number of research outputs in the last three years utilized by the industry or by other beneficiaries					1	1				1	1	0	


Department : State Universities and Colleges (SUCs)
 Agency : Western Philippines University
 Operating Unit : < not applicable >
 Organization Code (UACS) : 08 048 0000000

Particulars	UACS CODE	Physical Target (Budget Year)					Physical Accomplishment (Budget Year)					Variance as of 12/31/2022	Remarks
		1st Quarter	2nd Quarter	3rd Quarter	4th Quarter	Total	1st Quarter	2nd Quarter	3rd Quarter	4th Quarter	Total		
1	2	3	4	5	6	7	8	9	10	11	12	13	14
Output Indicators													
1. Number of research outputs completed within the year		8	8	8	8	32	7	13	19	8	47	15	
2. Percentage of research outputs published in internationally-refereed or CHED recognized journal within the year		4%	8%	12%	17%	17%	10%	22%	29%	32%	32%	15%	Cumulative
TECHNICAL ADVISORY EXTENSION PROGRAM	330100000000000												
OO : Community engagement increased													
Outcome Indicator													
1. Number of active partnerships with LGUs, industries, NGOs, NGAs, SMEs, and other stakeholders as a result of extension activities		4	8	12	18	18	12	14	18	18	18	0	Cumulative
Output Indicators													
1. Number of trainees weighted by the length of training		700	700	700	700	2,800	469.5	606	1,005.5	1,344.5	3,425.5	625.5	
2. Number of extension programs organized and supported consistent with the SUC's mandated and priority programs		20	20	20	20	20	18	18	18	18	18	-2	Cumulative. Some programs were merged hence decreased in number.
3. Percentage of beneficiaries who rate the training course/s as satisfactory or higher in terms of quality and relevance		99.50%	99.50%	99.50%	99.50%	99.50%	100%	99.07%	99.29%	99.75%	99.53%	0.03%	


Prepared By:


 MARY JANE M. RABANG
 Planning Officer
 Date: 2023-01-30 14:57:50

In coordination with:


 GENE MICHELLE S. PADUGA
 Budget Officer
 Date: 2023-01-30 14:57:50

Approved By:


 ATTY. JOSE LITO C. ALISUAG
 Officer-in-Charge
 Date: 2023-01-30 15:09:26