


QUARTERLY PHYSICAL REPORT OF OPERATION
As of December 31, 2021


Department : State Universities and Colleges (SUCs)
Agency : Western Philippines University
Operating Unit : < not applicable >
Organization Code (UACS) : 08 048 0000000


Particulars	UACS CODE	Physical Target (Budget Year)					Physical Accomplishment (Budget Year)					Variance	Remarks
		1st Quarter	2nd Quarter	3rd Quarter	4th Quarter	Total	1st Quarter	2nd Quarter	3rd Quarter	4th Quarter	Total		
1	2	3	4	5	6	7	8	9	10	11	12	13	14
HIGHER EDUCATION PROGRAM	310100000000000												
OO : Relevant and quality tertiary education ensured to achieve inclusive													
Outcome Indicators													Cumulative
1. Percentage of first-time licensure exam takers that pass the licensure exams		55%	55%	55%	55%	55%	63.64%	63.64%	69.23%	56.35%	56.36%	1.35%	
2. Percentage of graduates (2 years prior) that are employed					91%	91%				87%	87%	-4%	Low accomplishment due to pandemic which resulted to closure of businesses and low employment opportunities. The basis of target and accomplishment is the total number of graduates tracked.
Output Indicators													
1. Percentage of undergraduates students enrolled in CHED-identified and RDC-identified priority programs				100%		100%			100%		100%	0	When the target was set, all programs offered were considered priority due to free tuition law hence the 100% target and accomplishment.
2. Percentage of undergraduate programs with accreditation					93.33%	93.33%				93.33%	93.33%	0	When the target was set, some programs were not considered as accreditable due to consistently low enrolment in the previous years. Also, programs in External Campuses offered for first-two years only (first year and second year) are not considered as accreditable.
ADVANCED EDUCATION PROGRAM	320100000000000												
OO : Higher education research improved to promote economic													
Outcome Indicator													
1. Percentage of graduate school faculty engaged in research work applied in any of the following:													
a. pursuing advanced research degree programs (Ph.D.) or						10.76%	10.76%				16.03%	16.03%	5.27%
b. actively pursuing in the last three (3) years (investigative research, basic and applied scientific research, policy research, social science research) or						21.52%	21.52%				24.36%	24.36%	2.84%
c. producing technologies for commercialization or livelihood improvement or						1.27%	1.27%				1.28%	1.28%	0.01%
d. whose research work resulted in an extension program						1.27%	1.27%				1.28%	1.28%	0.01%
Output Indicators													
1. Percentage of graduate students enrolled in research degree programs				100%		100%			100%		100%	0	
2. Percentage of accredited graduate programs					37.5%	37.5%				38.5%	38.5%	1.0%	
RESEARCH PROGRAM	320200000000000												
OO : Higher education research improved to promote economic													
Outcome Indicator													

Department : State Universities and Colleges (SUCs)
 Agency : Western Philippines University
 Operating Unit : < not applicable >
 Organization Code (UACS) : 08 048 0000000

Particulars	UACS CODE	Physical Target (Budget Year)					Physical Accomplishment (Budget Year)					Variance	Remarks
		1st Quarter	2nd Quarter	3rd Quarter	4th Quarter	Total	1st Quarter	2nd Quarter	3rd Quarter	4th Quarter	Total		
1	2	3	4	5	6	7	8	9	10	11	12	13	14
1. Number of research outputs in the last three years utilized by the industry or by other beneficiaries					1	1				1	1	0	
Output Indicators												20	
1. Number of research outputs completed within the year		8	8	8	8	32	12	14	16	10	52		
2. Percentage of research outputs published in internationally-refereed or CHED recognized journal within the year		4%	8%	12%	16%	16%	2.2%	18.6%	28.0%	27.1%	27.1%	11.1%	Cumulative
TECHNICAL ADVISORY EXTENSION PROGRAM	3301000000000000												
OO: Community engagement increased													
Outcome Indicator													
1. Number of active partnerships with LGUs, industries, NGOs, NGAs, SMEs, and other stakeholders as a result of extension activities		7	14	21	29	29	7	7	12	29	29	0	Cumulative
Output Indicators													
1. Number of trainees weighted by the length of training		1050	1050	1050	1050	4200	622.5	340.5	472.75	2,988.75	4,424.50	224.50	
2. Number of extension programs organized AND supported CONSISTENT WITH the SUC's mandated and priority programs		19	19	19	19	19	20	20	20	20	20	1	Cumulative; Continuing extension programs
3. Percentage of beneficiaries who rate the training course/s as satisfactory or higher in terms of quality and relevance		99.5%	99.5%	99.5%	99.5%	99.5%	99.81%	97.46%	100%	100%	99.80%	0.30%	

Prepared By:

 MARY JAIME M. RABANG
 Planning Officer
 2022-01-28 13:37:39

In coordination with:

 GENE MICHELLE S. PADUGA
 Budget Officer
 2022-01-28 13:37:39

Approved By:

 JULIE HOPE TIMOTEA P. EVINA
 Head of Agency
 2022-01-28 16:17:31