


FY 2019 PHYSICAL PLAN

Department: State Universities and Colleges (SUCs)  
 Agency: Western Philippines University  
 Operating Unit: N/A  
 Organization Code (UACS): 080480000000  
 Report Status: SUBMITTED


Particulars	UACS CODE	Current Year's Accomplishment			Physical Target (Budget Year)				Variance	Remarks	
		Actual Jan.1-Sept.30	Estimate Oct.1-Dec.30	Total	Total	1st Quarter	2nd Quarter	3rd Quarter			4th Quarter
1	2	3	4	5=3+4	6=7+8+9+10	7	8	9	10	11=6-5	12
Part A											
I. Organizational Outcome											
OO : Relevant and quality tertiary education ensured to achieve inclusive growth and access of deserving but poor students to quality tertiary education increased	3101000000000000										
HIGHER EDUCATION PROGRAM											
Outcome Indicators											
1. Percentage of first-time licensure exam-takers that pass the licensure exams		41.84%	53.33%	53.33%	55.00%	55%	55%	55%	55%	1.7%	Cumulative
2. Percentage of graduates (2 years prior) that are employed			91%	91%	91.00%				91%	0	
Output Indicators											
1. Percentage of undergraduate student population enrolled in CHED-identified and RDC-identified priority programs		100%		100%	97.00%			97%		-3%	Enrolment during 1st semester
2. Percentage of undergraduate programs with accreditation			86.67%	86.67%	90.00%				90%	3.3%	
OO : Higher education research improved to promote economic productivity and innovation	3201000000000000										
ADVANCED EDUCATION PROGRAM											
Outcome Indicator											
1. Percentage of graduate school faculty engaged in research work applied in any of the following:											
a. pursuing advanced research degree programs (Ph.D)		11.51%	11.51%	11.51%	7.41%				7.41%	-4.10%	
b. actively pursuing in the last three (3) years (investigative research, basic and applied scientific research, policy research, social science research)		21.58%	21.58%	21.58%	28.15%				28.15%	6.57%	
c. producing technologies for commercialization or livelihood improvement		0%	0%	0%	0.74%				0.74%	0.74%	
d. whose research work resulted in an extension program		0%	0%	0%	0.74%				0.74%	0.74%	
Output Indicators											
1. Percentage of graduate students enrolled		100%		100%	100%			100%		0	Enrolment during 1st semester

Particulars	UACS CODE	Current Year's Accomplishment			Physical Target (Budget Year)				Variance	Remarks	
		Actual Jan.1-Sept.30	Estimate Oct.1-Dec.30	Total	Total	1st Quarter	2nd Quarter	3rd Quarter			4th Quarter
1	2	3	4	5=3+4	6=7+8+9+10	7	8	9	10	11=6-5	12
in research degree programs											
2. Percentage of accredited graduate programs			30%	30%	30%				30%	0	
<b>RESEARCH PROGRAM</b>											
<b>Outcome Indicator</b>											
1. Number of research outputs in the last three years utilized by the industry or by other beneficiaries			1	1	1				1	0	
<b>Output Indicators</b>											
1. Number of research outputs completed within the year		11	17	28	30	7	7	8	8	2	
2. Percentage of research outputs published in internationally-refereed or CHED recognized journal within the year		4.62%	7.81%	7.81%	15%	3.85%	8.24%	11.96%	15%	7.2%	Cumulative
OO : Community engagement increased	330100000000000										
<b>TECHNICAL ADVISORY EXTENSION PROGRAM</b>											
<b>Outcome Indicator</b>											
1. Number of active partnerships with LGUs, industries, NGOs, NGAs, SMEs, and other stakeholders as a result of extension activities		26	28	28	28	26	26	27	28	0	Cumulative
<b>Output Indicators</b>											
1. Number of trainees weighted by the length of training		2,424	3,126	5,550	5,550	1,385	1,385	1,390	1,390	0	
2. Number of extension programs organized and supported consistent with the SUC's mandated and priority programs		16	17	17	17	16	16	17	17	0	Cumulative
3. Percentage of beneficiaries who rate the training course/s and advisory services as satisfactory or higher in terms of quality and relevance		99.02%	99.5%	99.5%	99.50%	99.5%	99.5%	99.5%	99.5%	0	Cumulative

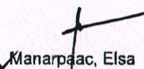
Prepared By:

  
 Gauran Noel  
 Planning Services Head / Planning Officer  
 Date: 16/Nov/2018

In coordination with:

  
 Lichauco, Cherry  
 Financial Services Head / Budget Officer  
 Date: 28/Nov/2018

Approved By:

  
 Manarpac, Elsa  
 Agency Head / Department Secretary  
 Date: 28/Nov/2018